

## Austria Hate Crime Report 2017

Information contained in this report was compiled as part of ODIHR's 2017 Hate Crime Report.

For more information, including on previous years' reporting, please visit: [hatecrime.osce.org/austria](https://hatecrime.osce.org/austria)

For more information about ODIHR's Hate Crime Report, visit: [hatecrime.osce.org/our-methodology](https://hatecrime.osce.org/our-methodology)

### Summary

Austria regularly reports hate crime data to ODIHR. Implemented in 2021, Austria's new hate crime recording system represents a good practice in the region. The Austrian Ministry of Interior is also a member of the civil society network "Hate Crime Kontern", which strengthens hate crime co-ordination and victim support, and co-operates directly with civil society organizations. Hate crime statistics collected by the Ministry are [published online](#) each year.

In January 2023, Austria implemented ODIHR's [Diagnostic Workshop](#) to Assess National Structures and Services for Hate Crime Victim Support.

[Hate crime data collection in Austria](#)

[Support for hate crime victims in Austria](#)

[Hate crime capacity building in Austria](#)

[Austria's hate crime legislation](#)

### ODIHR's Key Observation

ODIHR observes that Austria has not reported on hate crimes separately from cases of hate speech.

# Official Data

Figures include the crime of incitement to hatred, which largely falls outside the OSCE's definition of hate crime.

Year	Hate crimes recorded by police	Prosecuted	Sentenced
2017	302	not available	not available

## Police data by bias motivation

227

**Racist and xenophobic hate crime**

39

**Anti-Semitic hate crime**

36

**Anti-Muslim hate crime**

## Police data by type of crime

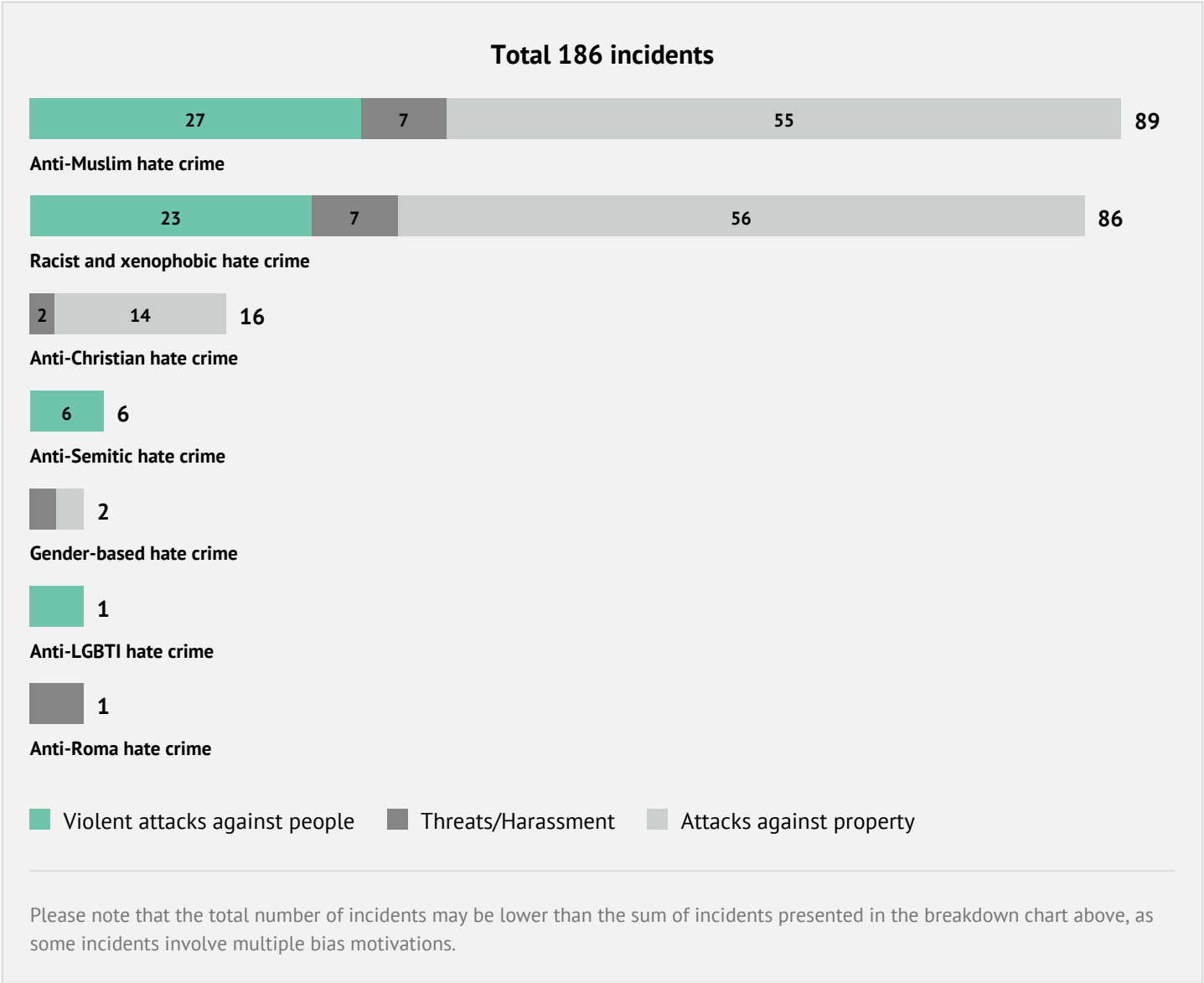
302

Unspecified

## National Developments

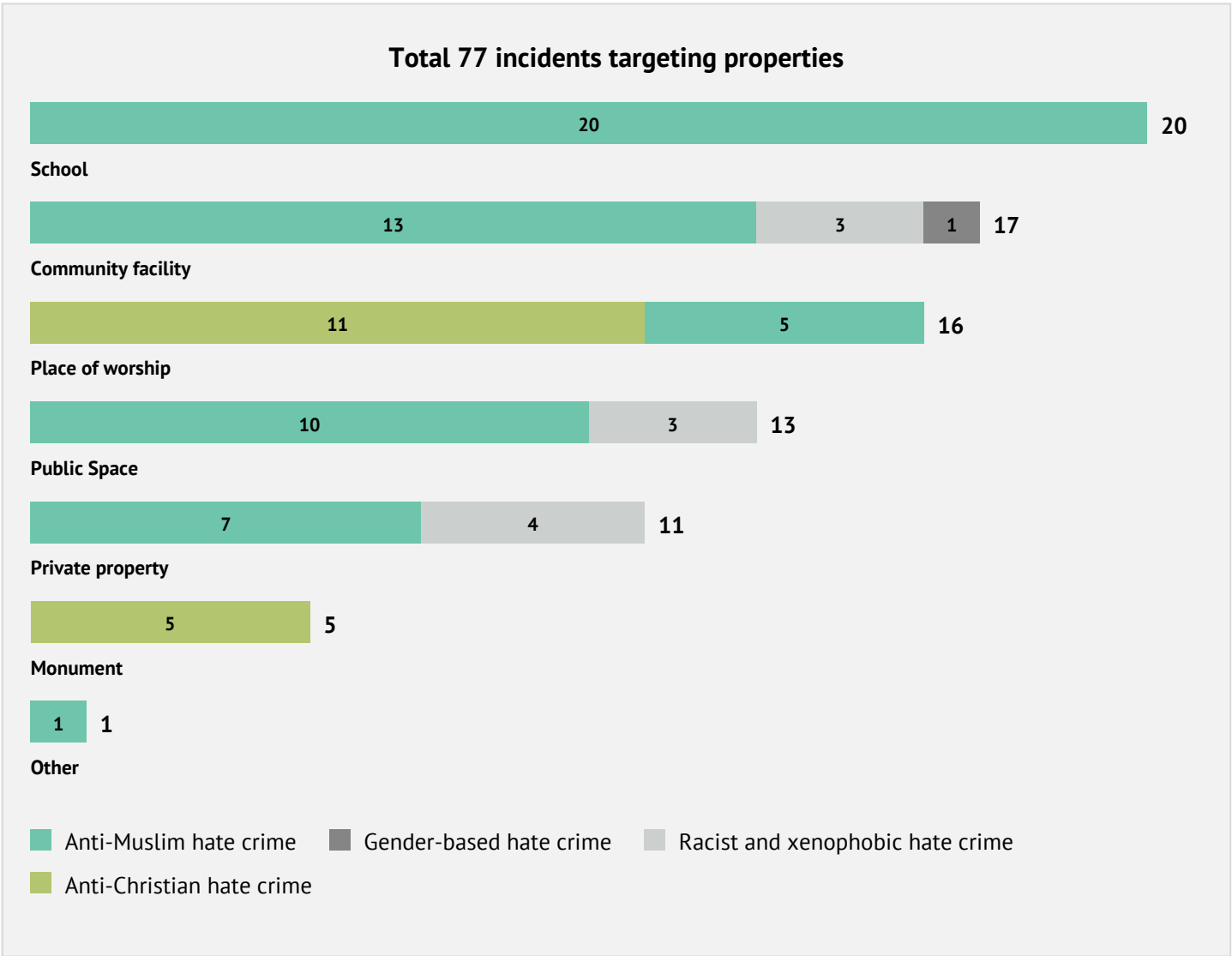
Police officers participated in a Prevention and Awareness Workshop on hate crimes.

# Incidents reported by civil society

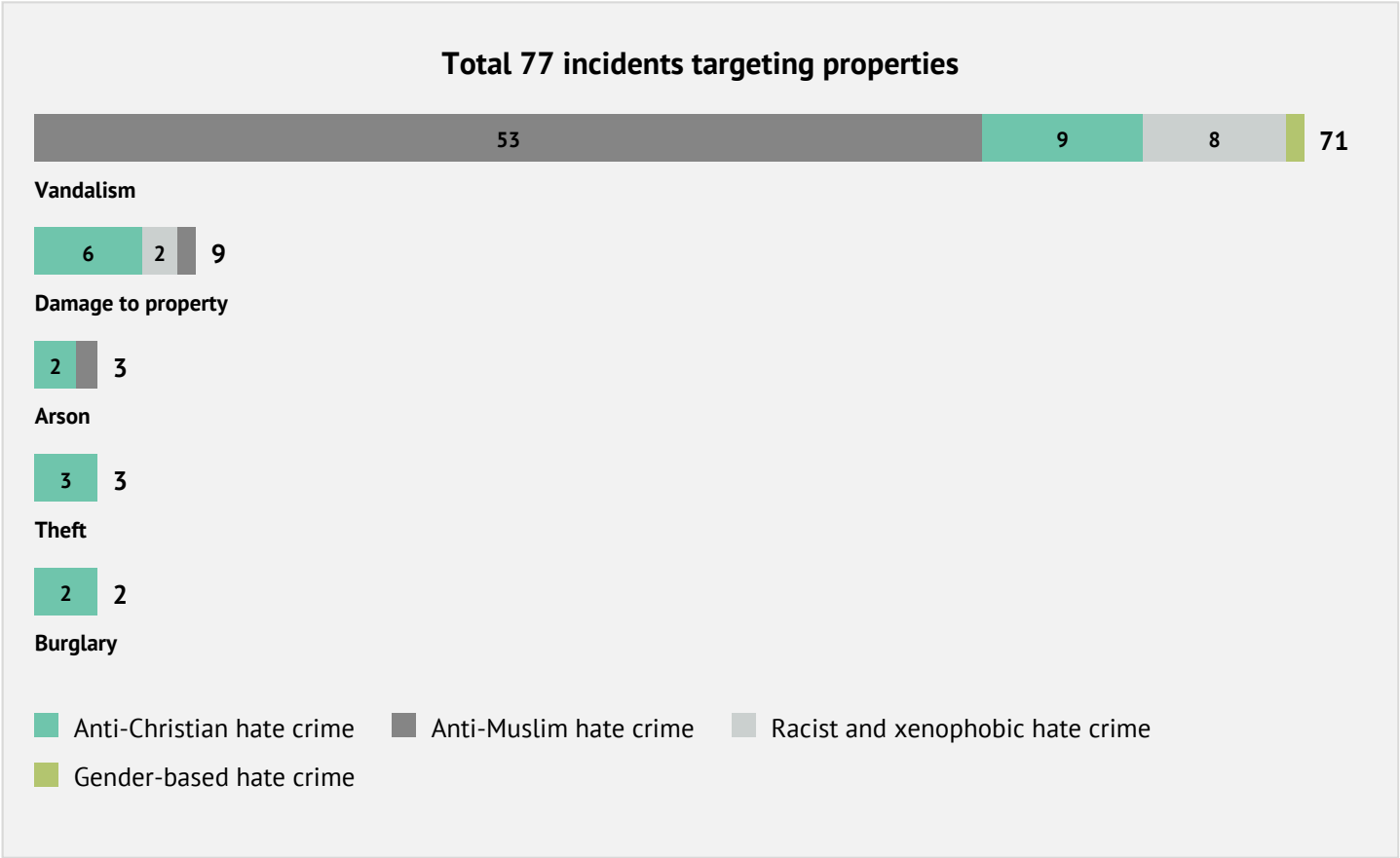


The Forum Against anti-Semitism (FAAS) reported descriptive incidents as well as statistical data. This explains the discrepancy between the graphic above and the incidents included below.

# Targeted properties



# Type of property attack



[View civil society incidents for Austria, 2017](#)