

Belgium Hate Crime Report 2017

Information contained in this report was compiled as part of ODIHR's 2017 Hate Crime Report.

For more information, including on previous years' reporting, please visit: hatecrime.osce.org/belgium

For more information about ODIHR's Hate Crime Report, visit: hatecrime.osce.org/our-methodology

Summary

Belgium regularly reports hate crime data to ODIHR. Recent initiatives to improve hate crime identification, recording and data collection have been implemented through ODIHR's Information Against Hate Crimes Toolkit (INFAHCT) programme. In particular, Belgium has implemented the programme's recommendations on the operational practice of police, prosecutors, and equality bodies.

Crime victimization surveys and research are frequently conducted in Belgium. "Safe.brussels", the Brussels public service responsible for crime prevention and security within the Brussels-Capital Region, conducts surveys on the perception of security and crime victimization among the general public every two years.

[Hate crime data collection in Belgium](#)

[Support for hate crime victims in Belgium](#)

[Hate crime capacity building in Belgium](#)

[Belgium's hate crime legislation](#)

ODIHR's Key Observation

ODIHR observes that Belgium has not reported on cases of hate crimes separately from cases of hate speech and/or discrimination.

Official Data

Numbers reported here include – besides hate crimes – also other types of "discrimination" incidents, which can fall outside of the OSCE's definition of a hate crime. Incidents where the suspect is a minor are not included in the statistics.

| Year | Hate crimes recorded by police | Prosecuted | Sentenced |
|------|--------------------------------|------------|-----------|
| 2017 | 875 | 60 | 56 |

Police data by bias motivation

Numbers below represent all incidents recorded by the police and sent to the criminal prosecutor's office.

600

Racist and xenophobic hate crime

139

Unspecified

102

Anti-LGBTI hate crime

Crimes motivated by bias on the basis of gender identity are not monitored. This number refers to bias on the grounds of sexual orientation only.

28

Gender-based hate crime

6

Disability hate crime

Police data by type of crime

Numbers below represent all incidents recorded by the police and sent to the criminal prosecutor's office.

875

Unspecified

National Developments

A committee of experts evaluated the Circular COL 13/2013, which provides a framework for addressing discrimination and hate crimes. While stating that the tool is adequate overall, the Committee noted under-reporting, high dismissal rates of the complaints received and occasional deficiencies in application of the Circular by police and prosecutors.

The law enforcement and justice bodies have collaborated with Unia, the equality body, on improvements to guidance for police and prosecutors on investigation, prosecution and recording of hate crimes, resulting in several regionally (Antwerp and Limburg) and locally (Mechelen) applicable guidelines.

The police have, in collaboration with LGBTI civil society organizations, worked to facilitate the reporting of hate crimes by the LGBTI community. Measures have included the development of a reporting app, the appointment of a special police contact mailbox (in the city of Ghent) and an emergency hotline. Structured consultation involving the police, Unia and CSOs has been taking place twice a year.

Incidents reported by civil society

Total 36 incidents



Anti-Semitic hate crime




Anti-Christian hate crime



Anti-LGBTI hate crime



Anti-Muslim hate crime

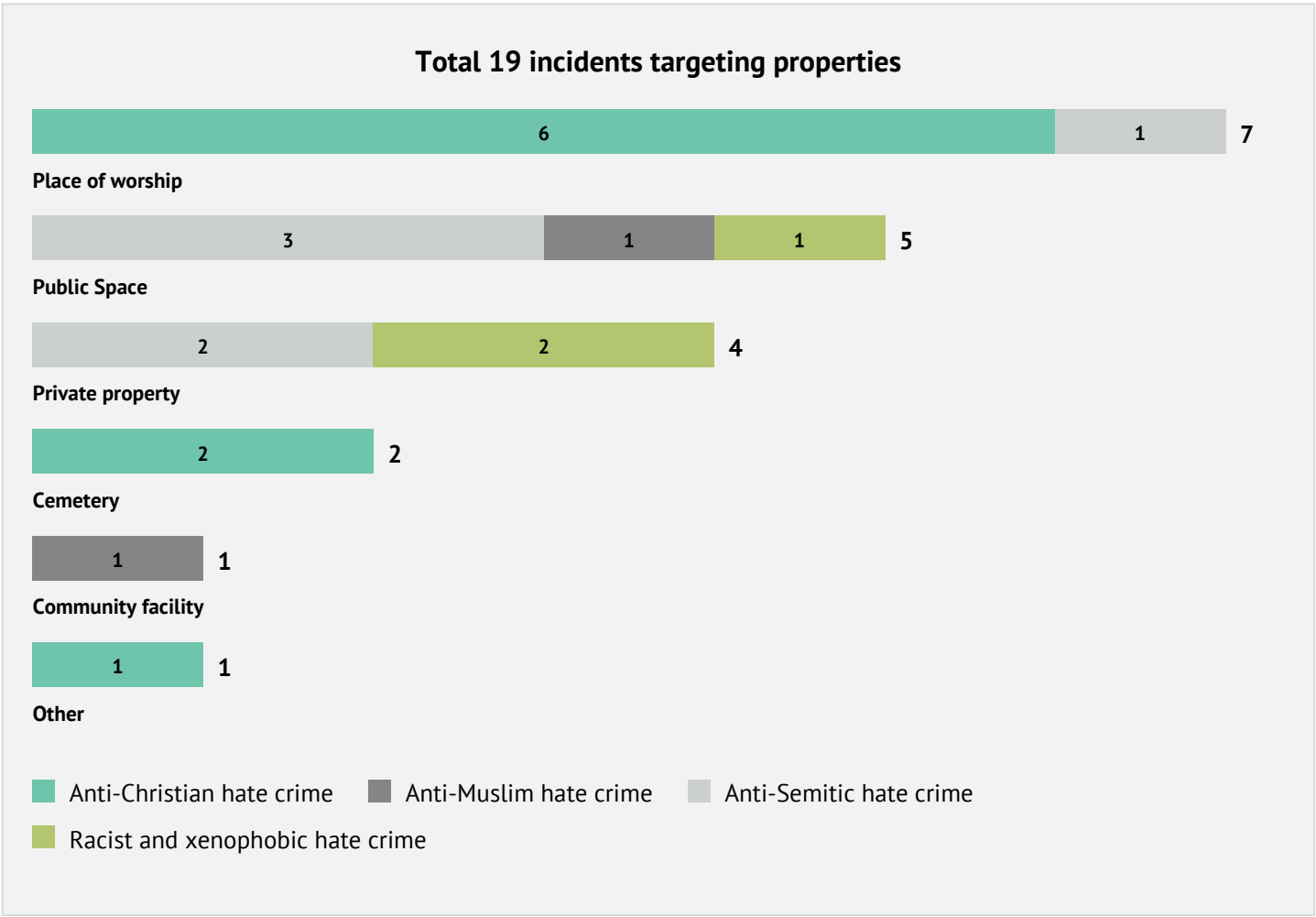


Racist and xenophobic hate crime

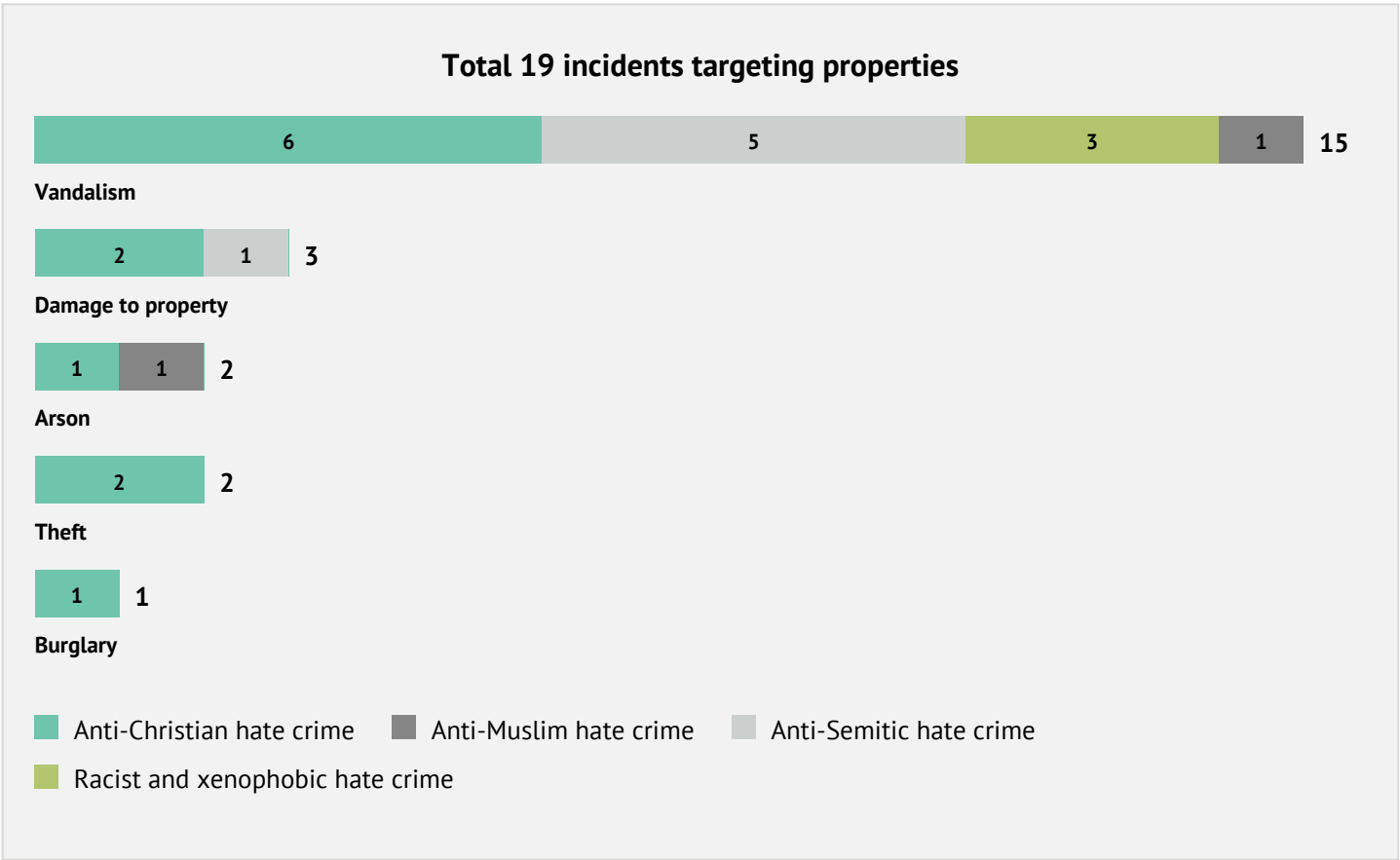
Attacks against property Violent attacks against people Threats/Harassment

Please note that the total number of incidents may be lower than the sum of incidents presented in the breakdown chart above, as some incidents involve multiple bias motivations.

Targeted properties



Type of property attack



[View civil society incidents for Belgium, 2017](#)