

Belgium Hate Crime Report 2023

Information contained in this report was compiled as part of ODIHR's 2023 Hate Crime Report.

For more information, including on previous years' reporting, please visit: hatecrime.osce.org/belgium

For more information about ODIHR's Hate Crime Report, visit: hatecrime.osce.org/our-methodology

Summary

Belgium regularly reports hate crime data to ODIHR. Recent initiatives to improve hate crime identification, recording and data collection have been implemented through ODIHR's Information Against Hate Crimes Toolkit (INFAHCT) programme. In particular, Belgium has implemented the programme's recommendations on the operational practice of police, prosecutors, and equality bodies.

Crime victimization surveys and research are frequently conducted in Belgium. "Safe.brussels", the Brussels public service responsible for crime prevention and security within the Brussels-Capital Region, conducts surveys on the perception of security and crime victimization among the general public every two years.

[Hate crime data collection in Belgium](#)

[Support for hate crime victims in Belgium](#)

[Hate crime capacity building in Belgium](#)

[Belgium's hate crime legislation](#)

ODIHR's Key Observation

ODIHR recognizes Belgium's efforts to update the existing policy and operational framework (Circular No. COL 13/2013) to enhance hate crime data recording and effectiveness of investigation and prosecution of hate crime. Based on the available information, ODIHR observes that Belgium's hate crime recording and statistics do not sufficiently distinguish hate crimes from other crimes. In addition, ODIHR observes that Belgium would benefit from ensuring that hate crimes are addressed in a comprehensive manner, including by introducing a co-ordination mechanism.

Official Data

The above numbers also include other types of crimes, such as discrimination and hate speech, which fall outside the OSCE definition of hate crime but could not be separated from the total number. Some cases may have been registered several times by the police, such as when there was more than one victim, whereas the prosecution registers such cases only once. Data on prosecuted cases contain all cases that were sent to the public prosecutor's office. Data on conviction statistics, including for hate crime cases, are not available until further notice.

Year	Hate crimes recorded by police	Prosecuted	Sentenced
2023	1,839	1,222	not available

Police data by bias motivation

The police figures below include incidents of discrimination and hate speech, which fall outside the OSCE definition of hate crime but could not be separated from the total number

1,216

Racist and xenophobic hate crime

250

Anti-LGBTI hate crime

This number refers only to bias on the grounds of sexual orientation.

170

Gender-based hate crime

122

Unspecified

This category refers to all other cases involving a discriminatory motive that are not covered in other categories.

63

Other hate crime based on religion or belief

18

Disability hate crime

Police data by type of crime

The police figures below include incidents of discrimination and hate speech, which fall outside the OSCE definition of hate crime but could not be separated from the total number

1,839

Unspecified

National Developments

This category refers to all other cases involving a discriminatory motive that are not covered in other categories.

Incidents reported by civil society

Total 21 incidents




Anti-Muslim hate crime



Anti-Christian hate crime




Gender-based hate crime



Anti-LGBTI hate crime



Anti-Semitic hate crime

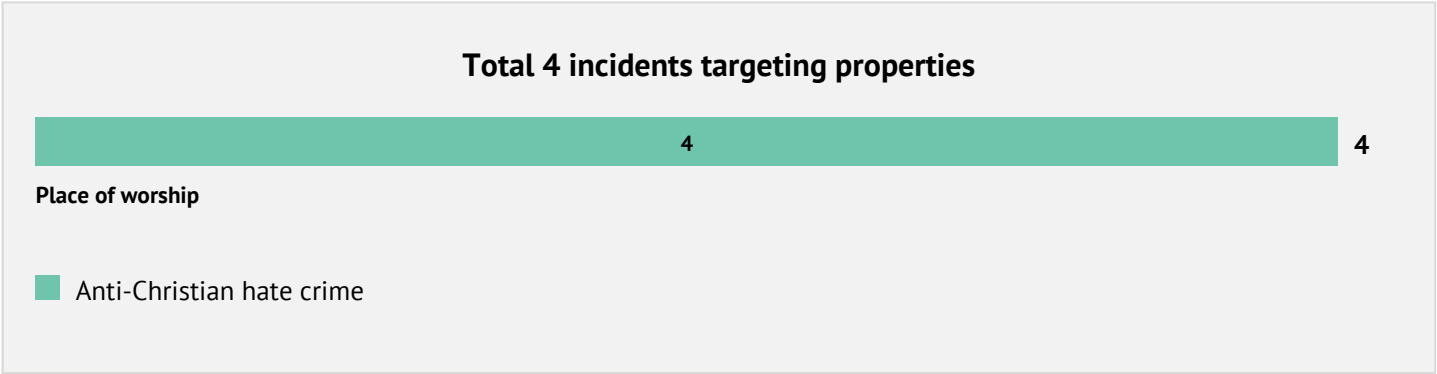


Disability hate crime


Threats/Harassment Violent attacks against people Attacks against property

Please note that the total number of incidents may be lower than the sum of incidents presented in the breakdown chart above, as some incidents involve multiple bias motivations.

Targeted properties



Type of property attack



[View civil society incidents for Belgium, 2023](#)