OSCE ODIHR
HATE CRIME REPORTING

Information contained in this report was compiled as part of ODIHR's 2018 Hate Crime Report.
For more information, including on previous years' reporting, please visit: hatecrime.osce.org/finland

For more information about ODIHR's Hate Crime Report, visit: hatecrime.osce.org/our-methodology

1 2018

Summary

Finland regularly reports hate crime data to ODIHR, and has conducted victimization surveys to measure unreported hate crime incidents. The Finnish police closely co-operate with the Finnish Human Rights League, the Finnish Red Cross and Finnish Victim Support to develop a co-ordinated response to combat hate crimes. These organizations, along with the national police and other key authorities, form a network tasked by Finland's Ministry of Justice with monitoring hate crimes in Finland and developing effective preventative measures.

In 2017, Finland implemented ODIHR's Training Against Hate Crimes for Law Enforcement (TAHCLE) programme, training over 1,000 police officers. The programme's hate crime modules have since been integrated into pre- and in-service training for police.

Hate crime data collection in Finland
Support for hate crime victims in Finland
Hate crime capacity building in Finland
Finland's hate crime legislation

ODIHR's Key Observation

ODIHR observes that Finland has met most OSCE commitments on hate crime data collection and reporting.

Official Data

The police also recorded criminal forms of intolerance other than hate crimes, such as defamation, other hate speech offences and criminal discrimination. These data are reported to ODIHR but are not included in the overall figure or in the breakdown below. Prosecution and sentencing numbers only represent cases flagged by the police as hate crimes.

Year	Hate crimes recorded by police	Prosecuted	Sentenced
2018	880	55	21

Police data by bias motivation

A total of 1,300 hate crimes were originally reported to ODIHR. The number of individual crime reports was 910, as one crime report can include several hate crimes. This number included cases of ethnic agitation, defamation and discrimination, which were removed and are not presented here. With the consent of the Roma community, hate crime against Roma people has been included as a category separate from Racism and Xenophobia.

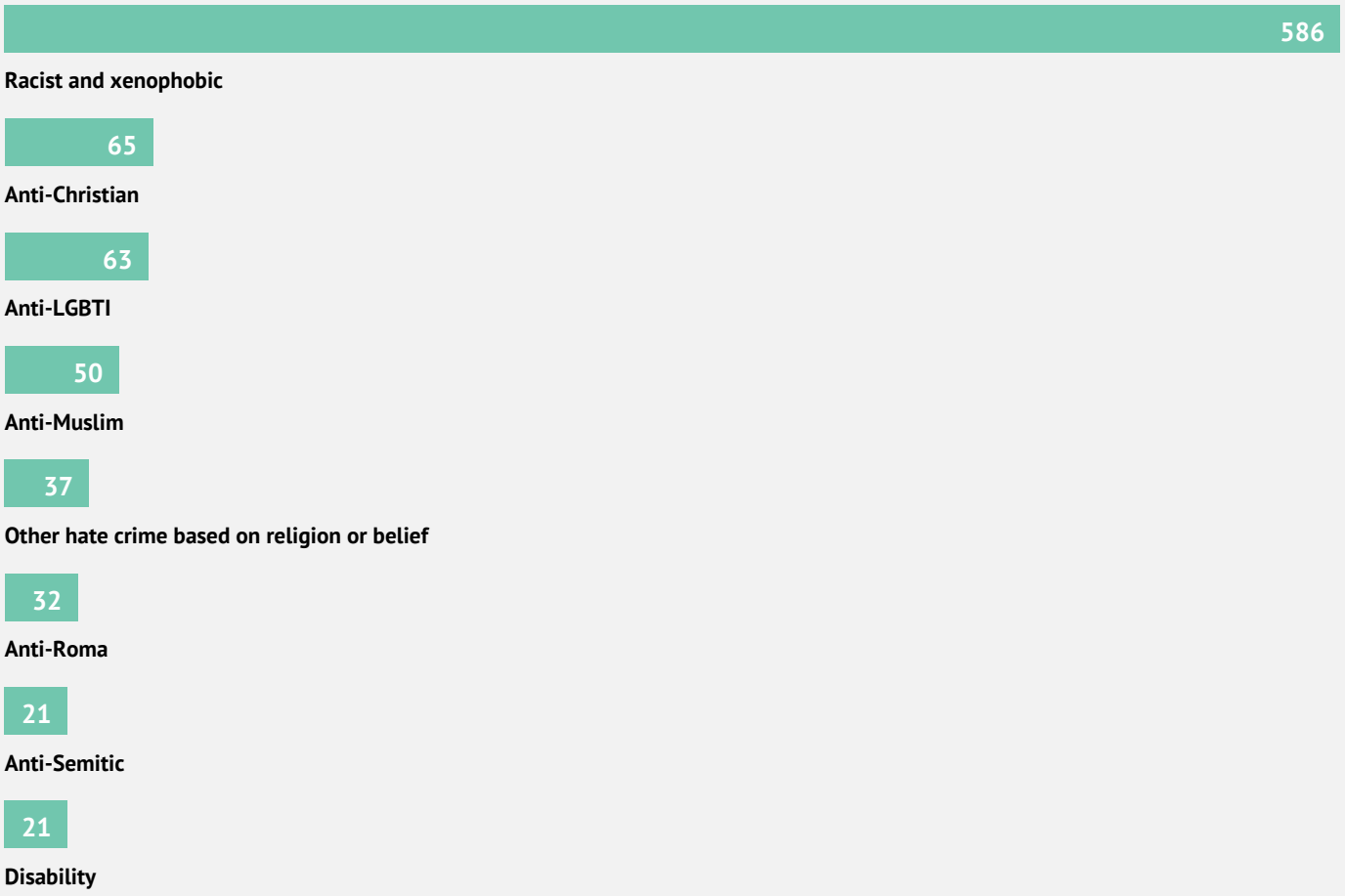

Police data by type of crime

A total of 1,300 hate crimes were originally reported to ODIHR. The number of individual crime reports was 910, as one crime report can include several hate crimes. This number included cases of ethnic agitation, defamation and discrimination, which were removed and are not presented here. With the consent of the Roma community, hate crime against Roma people has been included as a category separate from Racism and Xenophobia.



Physical assault

This category also includes attempted assaults and attempted homicides.



Threats/ threatening behaviour



Damage to property

This category includes vandalism.



Disturbance of the peace

This category includes "disturbance of domestic peace".



Incitement to violence



Theft/ robbery



Attacks against places of worship



Vandalism

National Developments

The authorities have been implementing the National Action Plan on Fundamental and Human Rights for 2017–2019, which includes projects on hate crimes and hate speech.

The **Ministry of the Interior** has designed a new Police Preventive Work Strategy, which sets hate crime as a priority. The **National Police Board** is currently developing an Action Plan to implement the strategy, including measures against hate crime.

The **Ministry of Justice** has continued implementing an EU-funded project, "Against Hate". One of the main objectives of the project is to further develop the national reporting mechanisms, especially regarding statistics on the prosecution and sentencing of hate crime. The project also aims to enhance the capacity of the police, prosecutors and judges to counteract hate crime and hate speech, and to develop support services for victims of hate crime.

Incidents reported by civil society

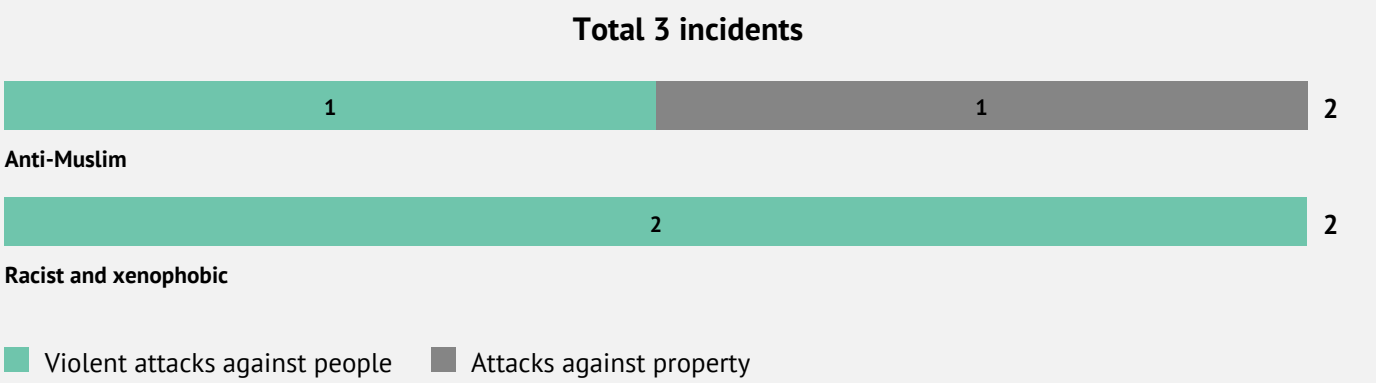

Please note that the total number of incidents may be lower than the sum of incidents presented in the breakdown chart above, as some incidents involve multiple bias motivations.

Targeted properties

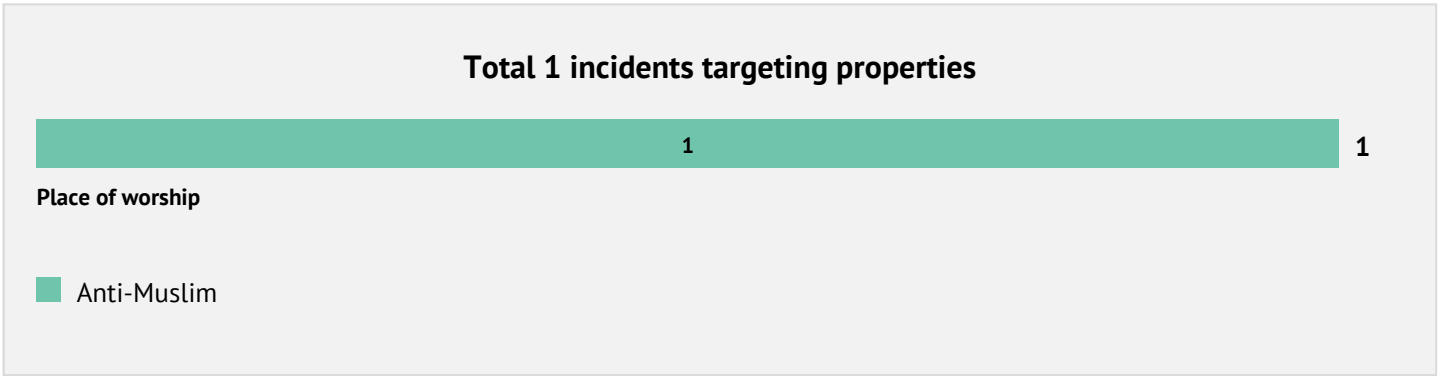

Type of property attack

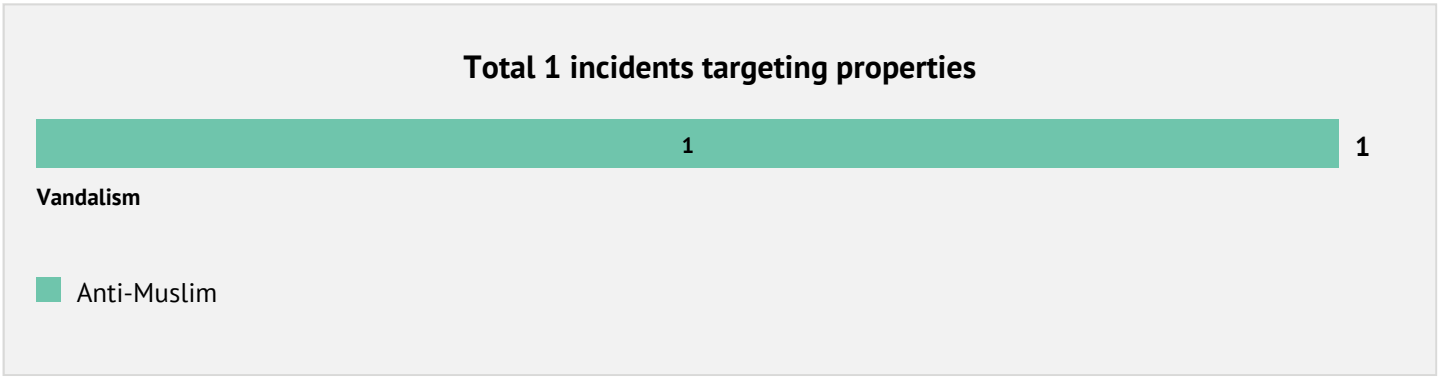

View civil society incidents for Finland, 2018