

## Georgia Hate Crime Report 2018

Information contained in this report was compiled as part of ODIHR's 2018 Hate Crime Report.

For more information, including on previous years' reporting, please visit: [hatecrime.osce.org/georgia](https://hatecrime.osce.org/georgia)

For more information about ODIHR's Hate Crime Report, visit: [hatecrime.osce.org/our-methodology](https://hatecrime.osce.org/our-methodology)

### Summary

Georgia regularly reports hate crime data to ODIHR. Since 2020, Georgia has published an [annual report](#) on hate crime data following an inter-agency memorandum on co-operation. Georgia implemented ODIHR's Training Against Hate Crime for Law Enforcement ([TAHCLE](#)) programme in 2019 and the Prosecutors and Hate Crime Training Programme ([PAHCT](#)) in 2017.

In 2023, Georgia introduced the National Strategy for the Protection of Human Rights, 2022-2030, which covers fundamental rights and freedoms with a particular focus on protecting vulnerable groups. In October 2023, a new memorandum was signed by state institutions representing the police, prosecution and judiciary to reflect additional responsibilities on collecting and publishing statistical data on hate crime.

[Hate crime data collection in Georgia](#)

[Support for hate crime victims in Georgia](#)

[Hate crime capacity building in Georgia](#)

[Georgia's hate crime legislation](#)

### ODIHR's Key Observation

ODIHR observes that Georgia has not made public reliable data and statistics on hate crimes.

# Official Data

Year	Hate crimes recorded by police	Prosecuted	Sentenced
2018	344	151	58

## Police data by bias motivation

The police number indicates investigations into incidents where the alleged bias motivation was detected, launched in 2017. The prosecution figure indicates the number of prosecuted individuals. Furthermore, some of the prosecutions included here were initiated before 2017.

216

### Gender-based hate crime

This category includes incidents of domestic violence.

85

### Anti-LGBTI hate crime

This category includes 32 hate crimes motivated by bias based on sexual orientation and 53 crimes committed on the basis of gender identity.

10

### Racist and xenophobic hate crime

5

### Disability hate crime

## Police data by type of crime

The police number indicates investigations into incidents where the alleged bias motivation was detected, launched in 2017. The prosecution figure indicates the number of prosecuted individuals. Furthermore, some of the prosecutions included here were initiated before 2017.

223

### Physical assault

57

### Unspecified

This category combines incidents in which multiple offences were committed, as well as other crimes not listed in the breakdown, such as extortion, rape or persecution.

34

### Threats/ threatening behaviour

1

### Homicide

1

### Theft/ robbery

## National Developments

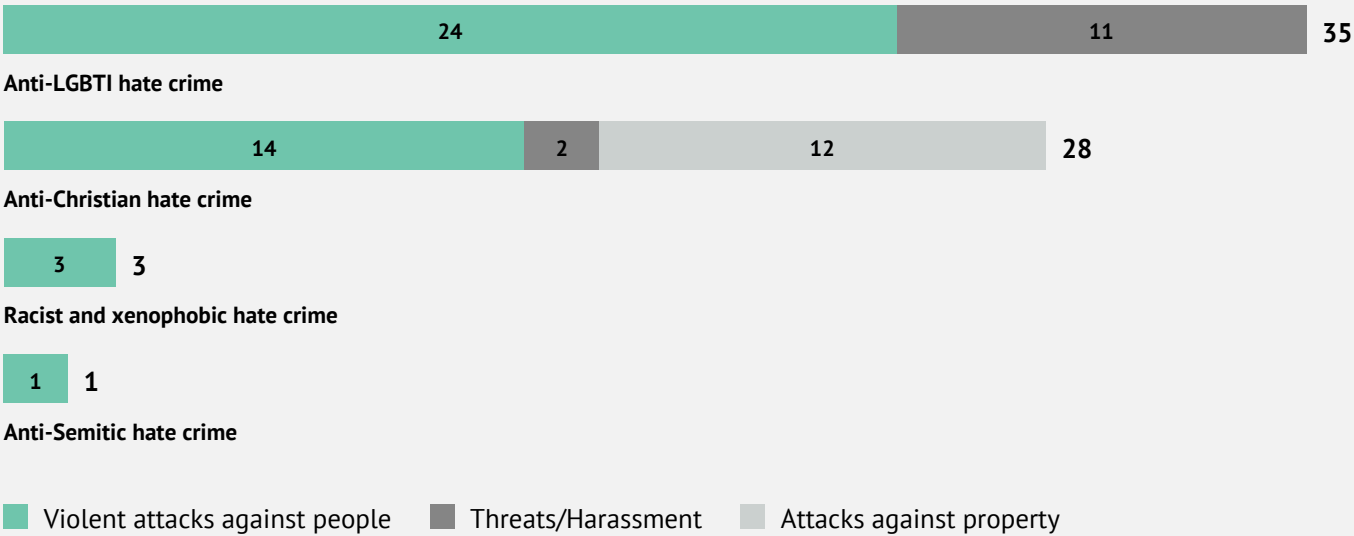
The **Chief Prosecutor's Office of Georgia** has continued implementing the Prosecutors and Hate Crime Training (PAHCT) programme, based on an MoU signed with ODIHR in 2016. Four trainings on the effective investigation of hate crimes were conducted for 65 prosecutors and investigators of the prosecution service.

The **Ministry of Internal Affairs** set up a Human Rights Protection and Investigation Quality Monitoring Department. It aims to ensure a timely response on hate crime incidents and the efficient investigation of such crimes. The **Ministry of Internal Affairs** has also developed methodological guidelines on hate crime investigation, which are now being operationalized. Furthermore, a training course on "discrimination-based" crimes was developed and delivered to 50 investigators.

The **Ministry of Internal Affairs, Chief Prosecutor's Office** and the **Supreme Court of Georgia** collect and process statistical data in line with their internal guidelines. The implementation of a methodology on collecting statistical data on hate crimes is planned for 2020, in co-operation with the Council of Europe.

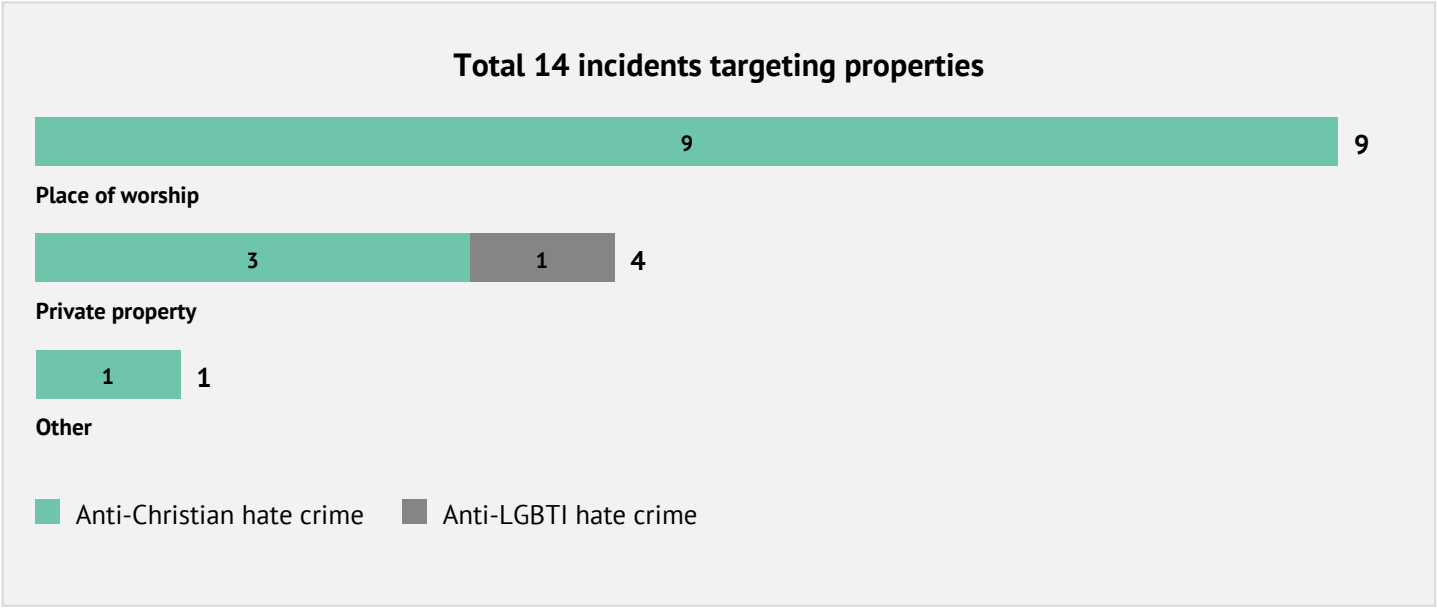
# Incidents reported by civil society

## Total 66 incidents

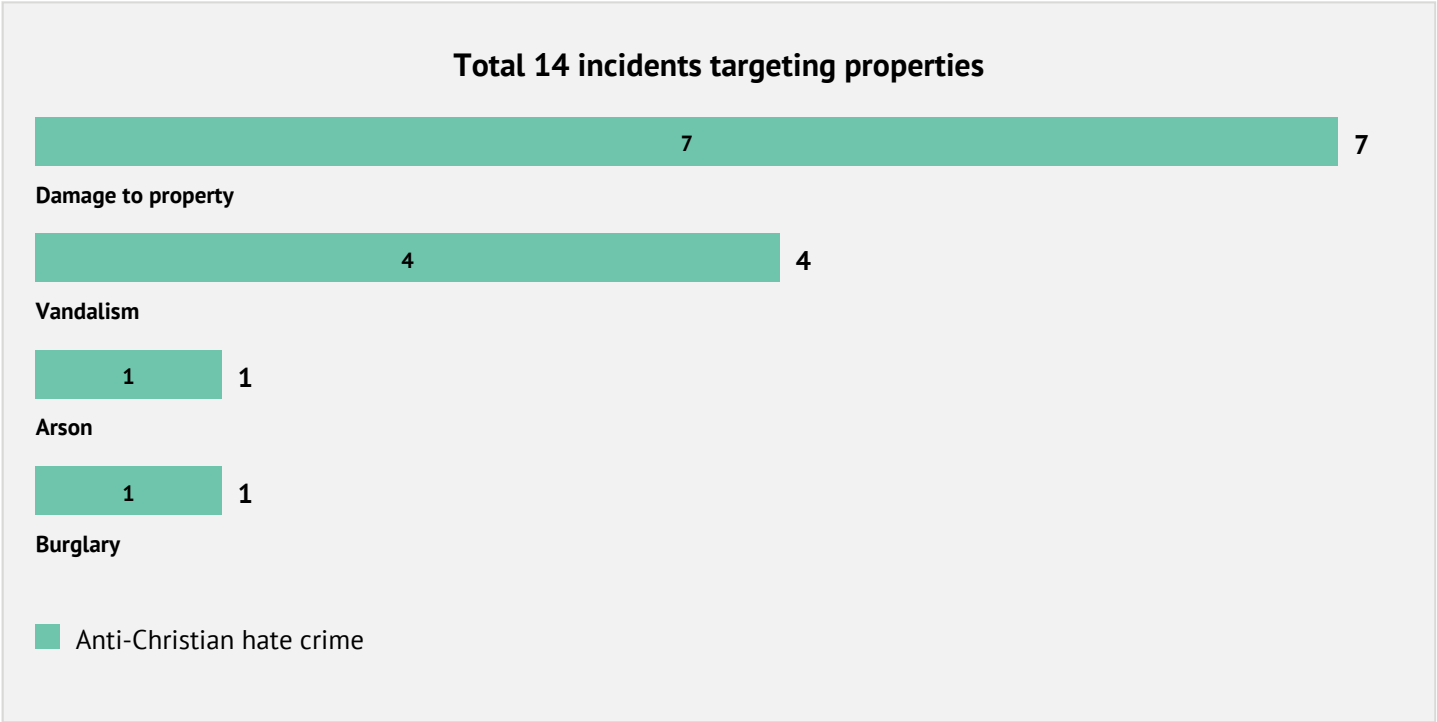


Please note that the total number of incidents may be lower than the sum of incidents presented in the breakdown chart above, as some incidents involve multiple bias motivations.

# Targeted properties



# Type of property attack



[View civil society incidents for Georgia, 2018](#)