

Information contained in this report was compiled as part of ODIHR's 2016 Hate Crime Report.
For more information, including on previous years' reporting, please visit: hatecrime.osce.org/greece

For more information about ODIHR's Hate Crime Report, visit: hatecrime.osce.org/our-methodology

1 2016

Summary

Greece regularly reports hate crime data to ODIHR.

In 2017, Greece implemented ODIHR's Prosecutors and Hate Crime Training (PAHCT). In June 2018, an "Agreement on inter-agency co-operation on addressing racist crimes" was concluded by relevant state authorities and a network of civil society organizations (CSOs) as part of ODIHR's project on "Building a Comprehensive Criminal Justice Response to Hate Crimes". Consequently, the agreement has led to improved hate crime recording and data collection. On February 2022, ODIHR held an online diagnostic workshop with government representatives, criminal justice actors and CSOs to assess structures and services for hate crime victim support in Greece.

In 2022, an office within the Ministry of Justice was tasked with overseeing the systematic collection of statistical data on hate crimes.

[Hate crime data collection in Greece](#)
[Support for hate crime victims in Greece](#)
[Hate crime capacity building in Greece](#)
[Greece's hate crime legislation](#)

ODIHR's Key Observation

ODIHR observes that Greece has not reported on cases of hate crimes separately from cases of hate speech.

Official Data

Year	Hate crimes recorded by police	Prosecuted	Sentenced
2016	40	6	2

Police data by bias motivation

35

Racist and xenophobic

5

Other hate crime based on religion or belief

2

Anti-Muslim

2

Anti-Semitic

1

Anti-Christian

1

Anti-LGBTI

Police data by type of crime

25

Physical assault

11

Threats/ threatening behaviour

3

Attacks against places of worship

3

Incitement to violence

2

Damage to property

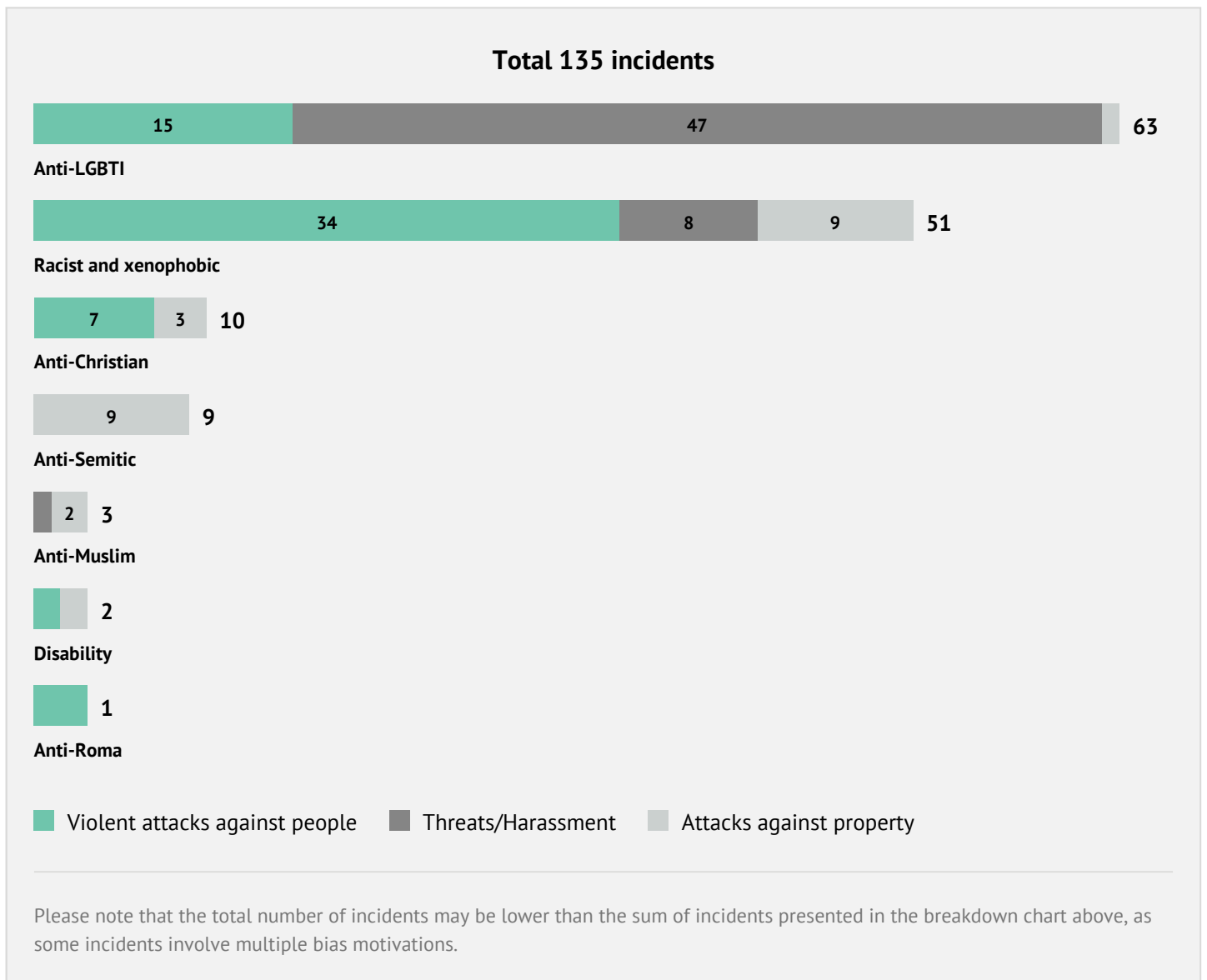
1

Theft/ robbery

1

Vandalism

Incidents reported by civil society



The Racist Violence Recording Network (RVRN) reported descriptions of incidents as well as statistical data. This explains the discrepancy between the graphic above and the incidents included below.

Targeted properties


Total 24 incidents targeting properties



Community facility




Place of worship



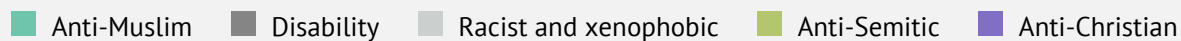
Monument



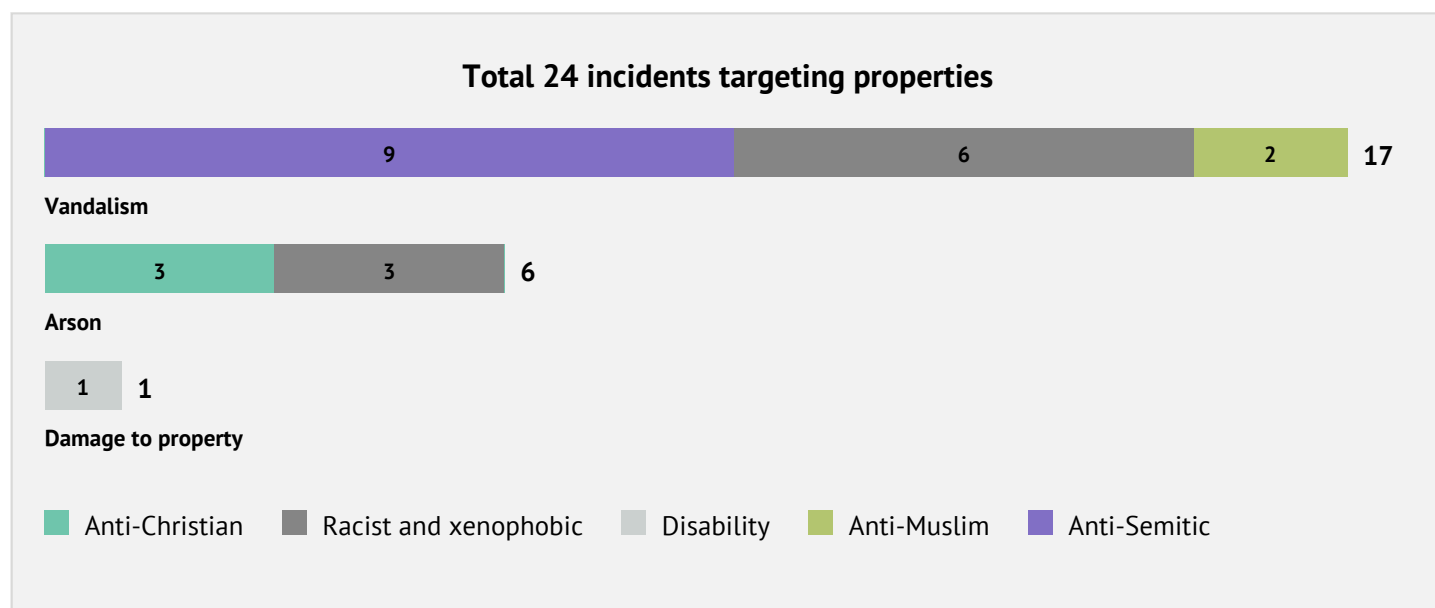
Public space



School



Type of property attack



[View civil society incidents for Greece, 2016](#)