

Information contained in this report was compiled as part of ODIHR's 2018 Hate Crime Report.
For more information, including on previous years' reporting, please visit: hatecrime.osce.org/netherlands

For more information about ODIHR's Hate Crime Report, visit: hatecrime.osce.org/our-methodology

1 2018

Summary

The Netherlands regularly reports hate crime data to ODIHR. **Police** and **prosecution** statistics are published annually. A victimization survey is conducted by the Central Bureau of Statistics every two years and the results are published [here](#).

A National Co-ordinator against Discrimination and Racism, appointed in October 2021, is tasked with ensuring a comprehensive approach to countering discrimination and hate crime, in collaboration with civil society. A State Commission against Discrimination and Racism is tasked with conducting research into discrimination and racism, including hate crimes.

The Ministry of the Interior (Mol) regularly consults civil society organizations (CSOs) on anti-discrimination policies. In particular, the Mol has entered into a formal co-operation agreement with the CSO Discriminatie.nl, which monitors discrimination in the Netherlands.

[Hate crime data collection in the Netherlands](#)

[Support for hate crime victims in the Netherlands](#)

[Hate crime capacity building in the Netherlands](#)

[The Netherlands's hate crime legislation](#)

ODIHR's Key Observation

ODIHR observes that the Netherlands have not reported on cases of hate crimes separately from cases of hate speech or discrimination

Official Data

Figures reported to ODIHR and presented here include hate speech and discrimination offences (or "basic forms of discrimination"), as well as hate crimes ("common offences with a discriminatory motive"). Where multiple biases are registered in an offence, each of them is reported individually in the breakdown below. Data from prosecutors and courts refer to the "discriminatory facts" found in incidents, rather than the numbers of incidents.

Year	Hate crimes recorded by police	Prosecuted	Sentenced
2018	3,299	312	91

Police data by bias motivation

The police figures include hate speech incidents, data reported by local anti-discrimination services, and online hate speech incidents, which cannot be disaggregated. Hate crimes recorded by the police can only be disaggregated by either bias motivation or type of crime (both breakdowns were reported to ODIHR) but not simultaneously by both. The disaggregation below shows the total numbers for each bias motivation.

1,442

Racist and xenophobic hate crime

847

Anti-LGBTI hate crime

This category consists only of crimes committed on the grounds of sexual orientation.

565

Unspecified

275

Anti-Semitic hate crime

151

Other hate crime based on religion or belief

137

Anti-Muslim hate crime

28

Gender-based hate crime

This category includes hate crime on the grounds of gender identity.

16

Disability hate crime

Police data by type of crime

The police figures include hate speech incidents, data reported by local anti-discrimination services, and online hate speech incidents, which cannot be disaggregated. Hate crimes recorded by the police can only be disaggregated by either bias motivation or type of crime (both breakdowns were reported to ODIHR) but not simultaneously by both. The disaggregation below shows the total numbers for each bias motivation.

3,461

Unspecified

Incidents reported by civil society


Total 54 incidents



Anti-Semitic hate crime



Anti-Muslim hate crime



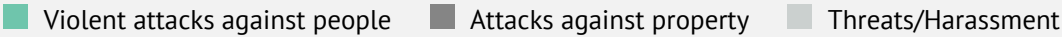
Racist and xenophobic hate crime



Anti-LGBTI hate crime

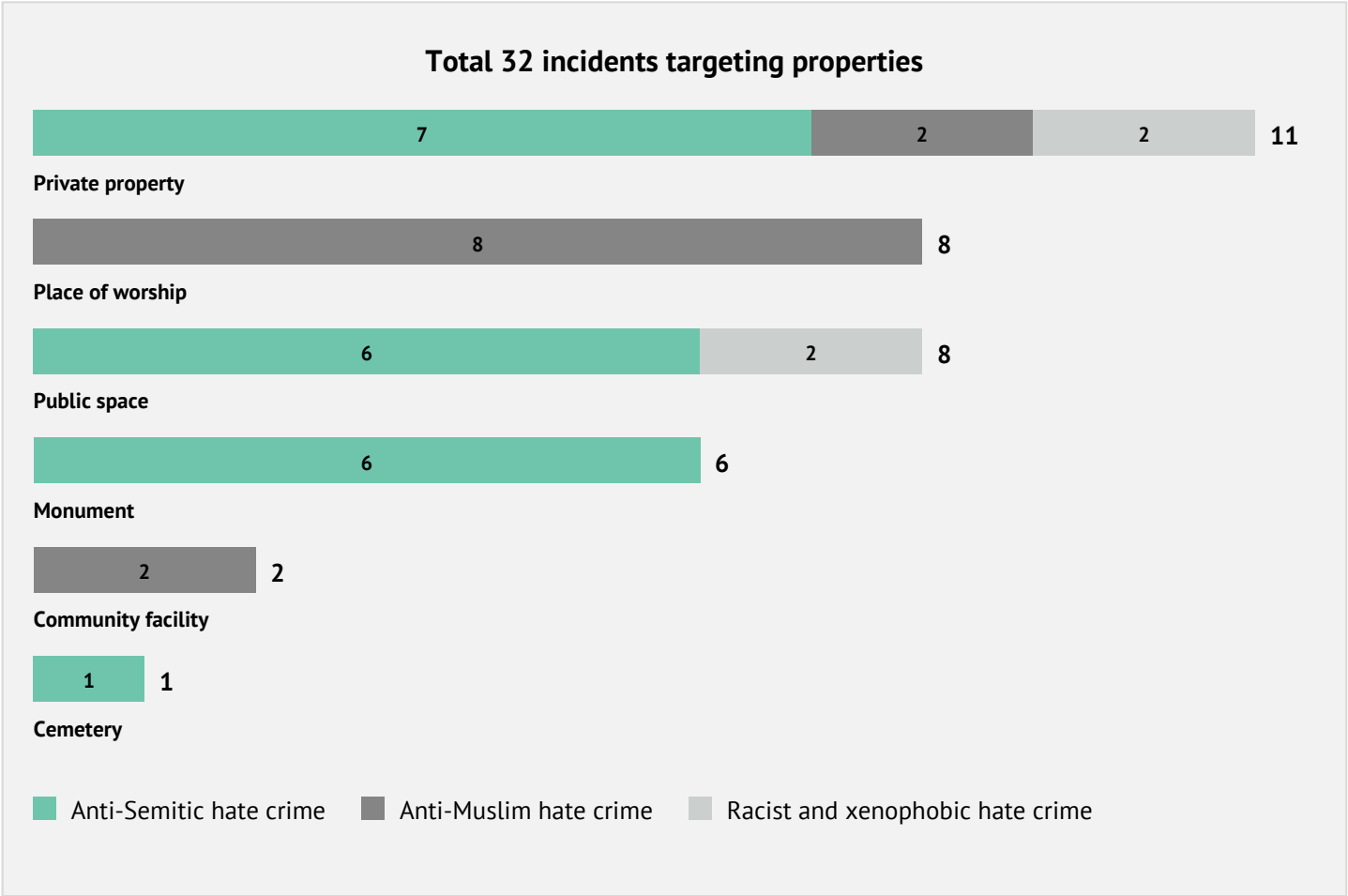


Anti-Christian hate crime

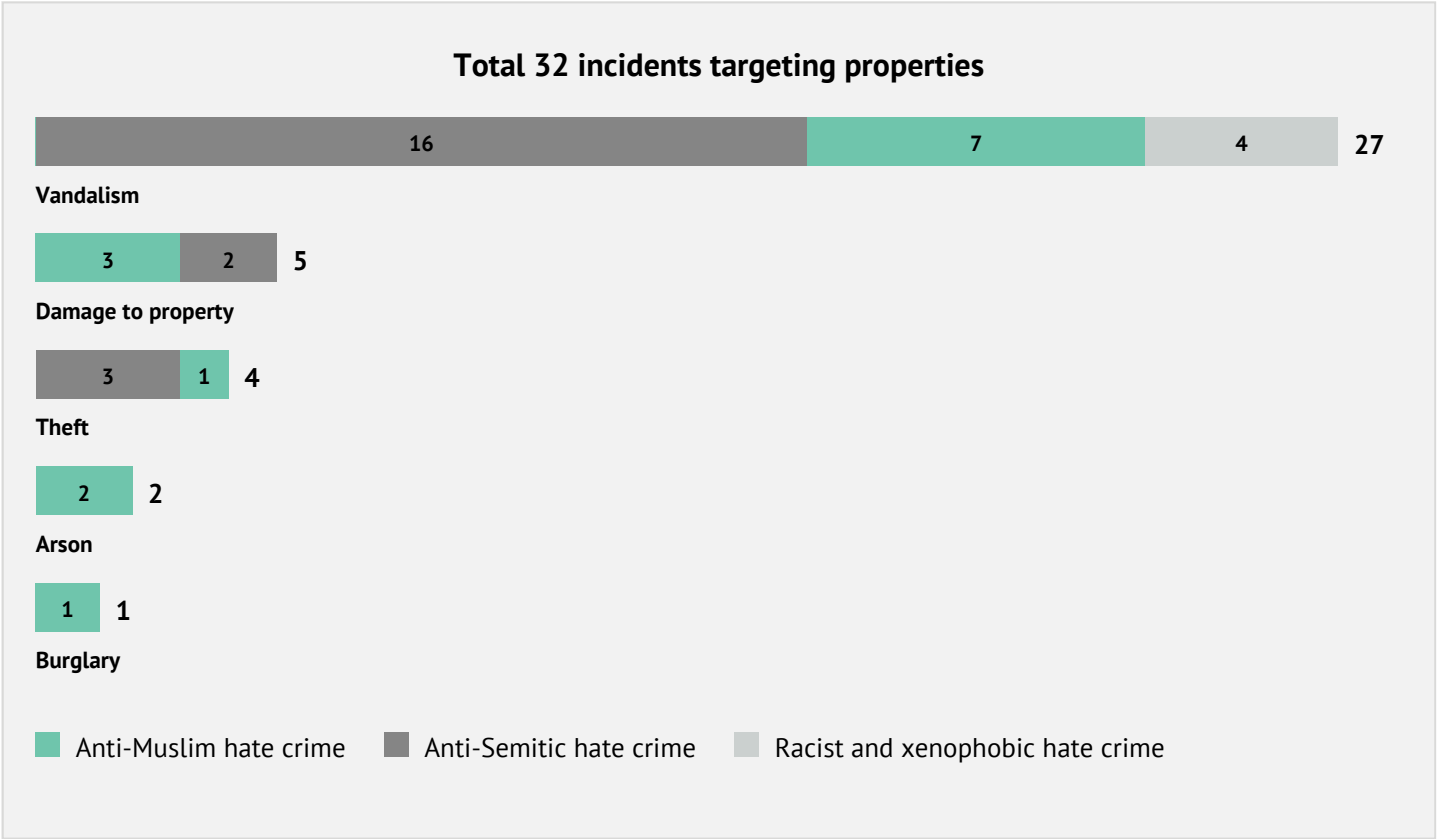


Please note that the total number of incidents may be lower than the sum of incidents presented in the breakdown chart above, as some incidents involve multiple bias motivations.

Targeted properties



Type of property attack



[View civil society incidents for Netherlands, 2018](#)