OSCE ODIHR
HATE CRIME REPORTING

**Information contained in this report was compiled as part of ODIHR's 2019 Hate Crime Report.**
**For more information, including on previous years' reporting, please visit: hatecrime.osce.org/netherlands**

**For more information about ODIHR's Hate Crime Report, visit: hatecrime.osce.org/our-methodology**

# 1 2019

## Summary

The Netherlands regularly reports hate crime data to ODIHR. Police and prosecution statistics are published annually. A victimization survey is conducted by the Central Bureau of Statistics every two years and the results are published here.

A National Co-ordinator against Discrimination and Racism, appointed in October 2021, is tasked with ensuring a comprehensive approach to countering discrimination and hate crime, in co-operation with civil society organizations (CSOs). A State Commission against Discrimination and Racism is tasked with conducting research into discrimination and racism, including hate crimes.

The Ministry of the Interior (MoI) regularly consults CSOs on anti-discrimination policies. In particular, the MoI has entered into a formal co-operation agreement with the CSO Discriminatie.nl, which monitors discrimination in the Netherlands.

Hate crime data collection in the Netherlands
Support for hate crime victims in the Netherlands
Hate crime capacity building in the Netherlands
The Netherlands's hate crime legislation

## ODIHR's Key Observation

ODIHR observes that the Netherlands have not reported on cases of hate crimes separately from cases of hate speech or discrimination.

## Official Data

Figures reported to ODIHR and presented here include hate speech and discrimination offences (or "basic forms of discrimination"), as well as hate crimes ("common offences with a discriminatory motive"). Where multiple biases are registered in an offence, each of them is reported individually in the breakdown below. Data from prosecutors and courts refer to the "discriminatory facts" found in incidents, rather than the number of incidents.

| Year | Hate crimes recorded by police | Prosecuted | Sentenced |
|---|---|---|---|
| 2019 | 2,016 | 343 | not available |

## Police data by bias motivation

The police figures include hate speech incidents, data reported by local anti-discrimination services and online hate speech incidents, which cannot be disaggregated. Hate crimes recorded by the police can only be disaggregated by either bias motivation or type of crime (both breakdowns were reported to ODIHR) but not simultaneously by both. The disaggregation below shows the total numbers for each bias motivation.

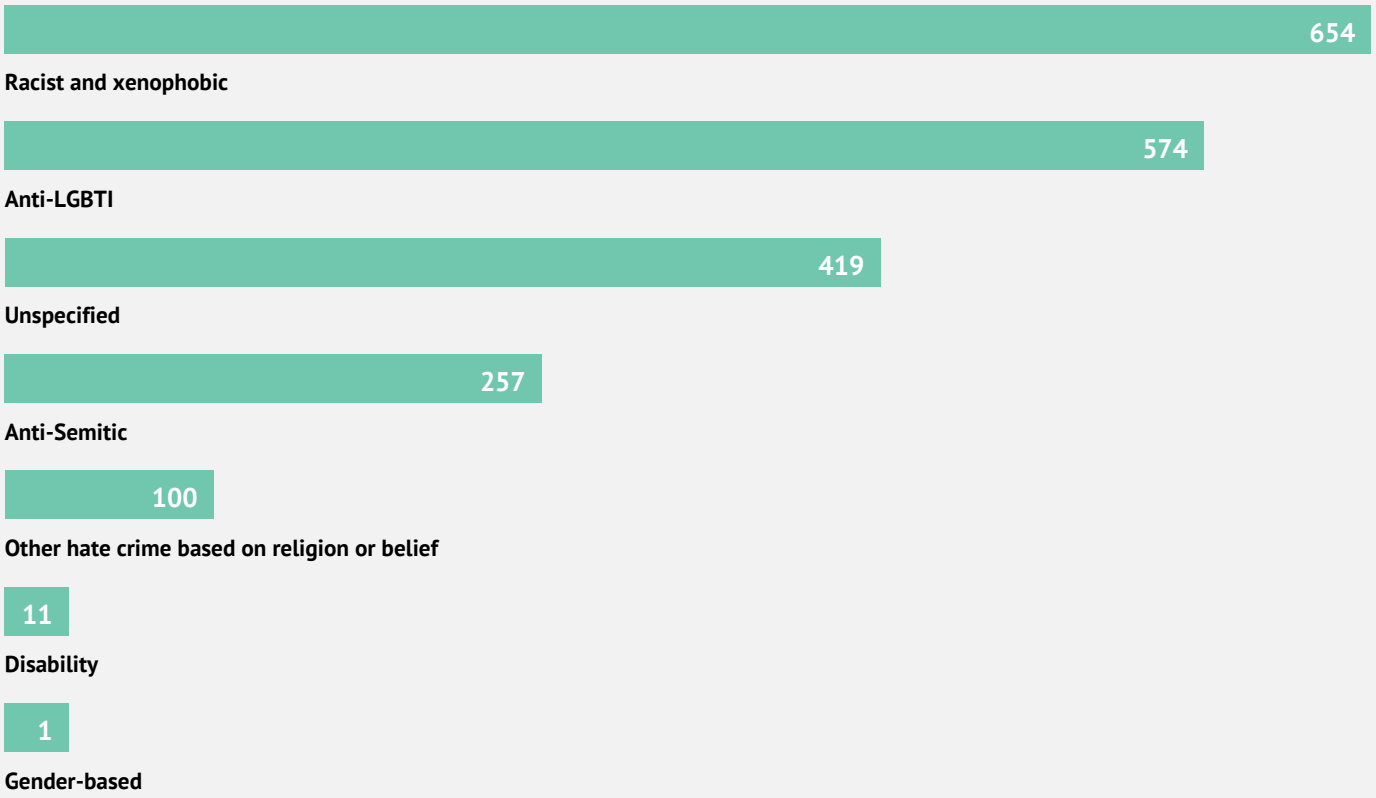

## Police data by type of crime

The police figures include hate speech incidents, data reported by local anti-discrimination services and online hate speech incidents, which cannot be disaggregated. Hate crimes recorded by the police can only be disaggregated by either bias motivation or type of crime (both breakdowns were reported to ODIHR) but not simultaneously by both. The disaggregation below shows the total numbers for each bias motivation.




**Unspecified crime type**

## National Developments

In 2019, the police changed their registration of discrimination incidents, discontinuing the previously used distinction between regular acts of discrimination and those targeting employees with public duties (such as police officers). As a result, data from 2018 and 2019 cannot be compared. In addition, in 2019, the subcategories of race and religion were no longer registered, meaning that data regarding bias against Roma and Sinti and Muslims are not available for 2019.

## Incidents reported by civil society

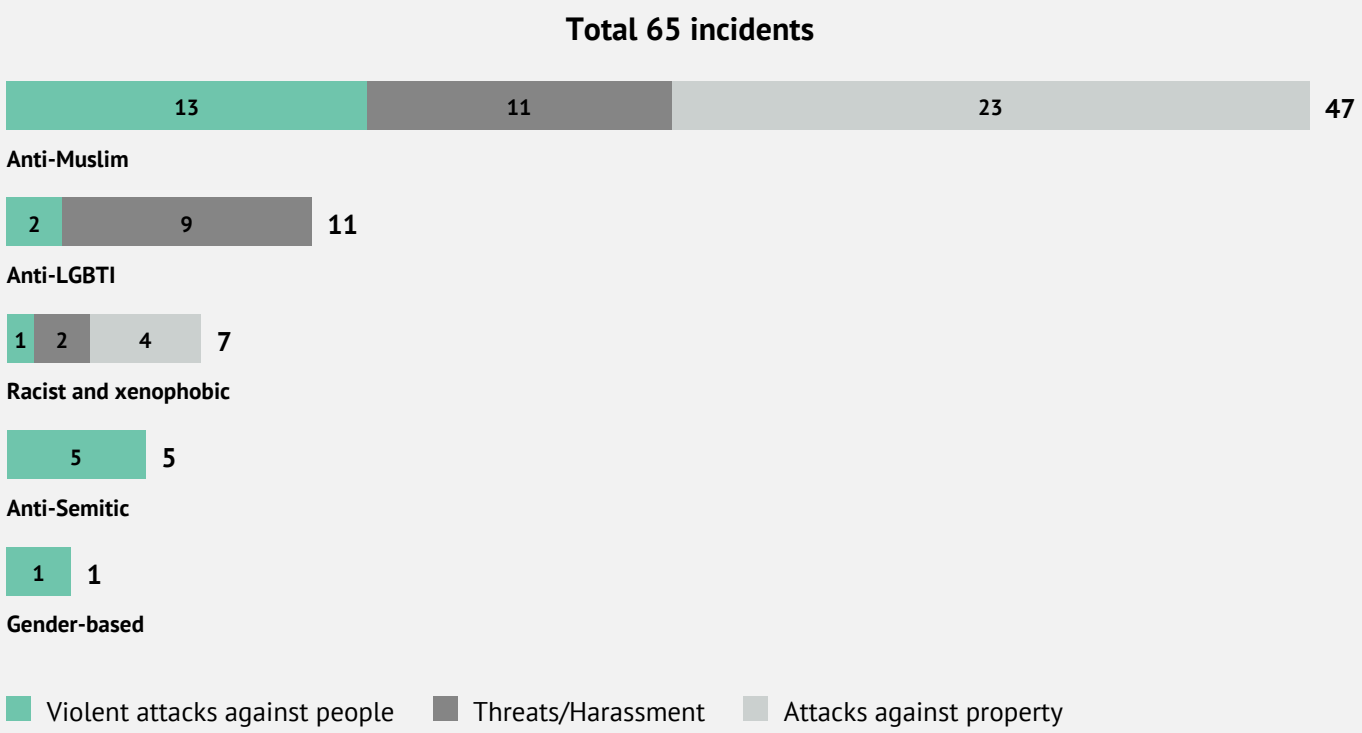


Please note that the total number of incidents may be lower than the sum of incidents presented in the breakdown chart above, as some incidents involve multiple bias motivations.

Kantor Center reported only statistical data. This explains the discrepancy between the graphic above and the incidents included below.

## Targeted properties



## Type of property attack

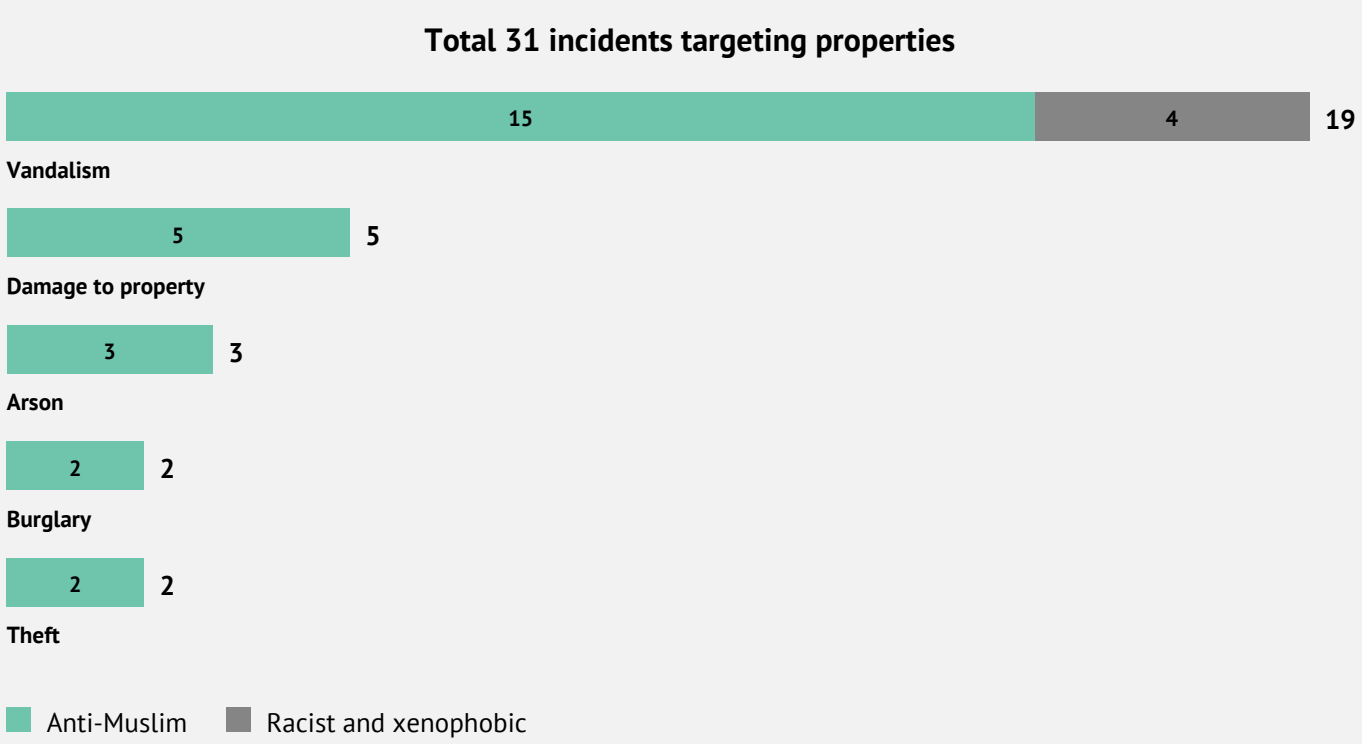


View civil society incidents for Netherlands, 2019