

Information contained in this report was compiled as part of ODIHR's 2016 Hate Crime Report.
For more information, including on previous years' reporting, please visit: hatecrime.osce.org/russian-federation

For more information about ODIHR's Hate Crime Report, visit: hatecrime.osce.org/our-methodology

1 2016

Summary

The Russian Federation last reported hate crime data to ODIHR for the 2020 Hate Crime Report.

[Hate crime data collection in Russia](#)

[Support for hate crime victims in Russia](#)

[Russia's hate crime legislation](#)

ODIHR's Key Observation

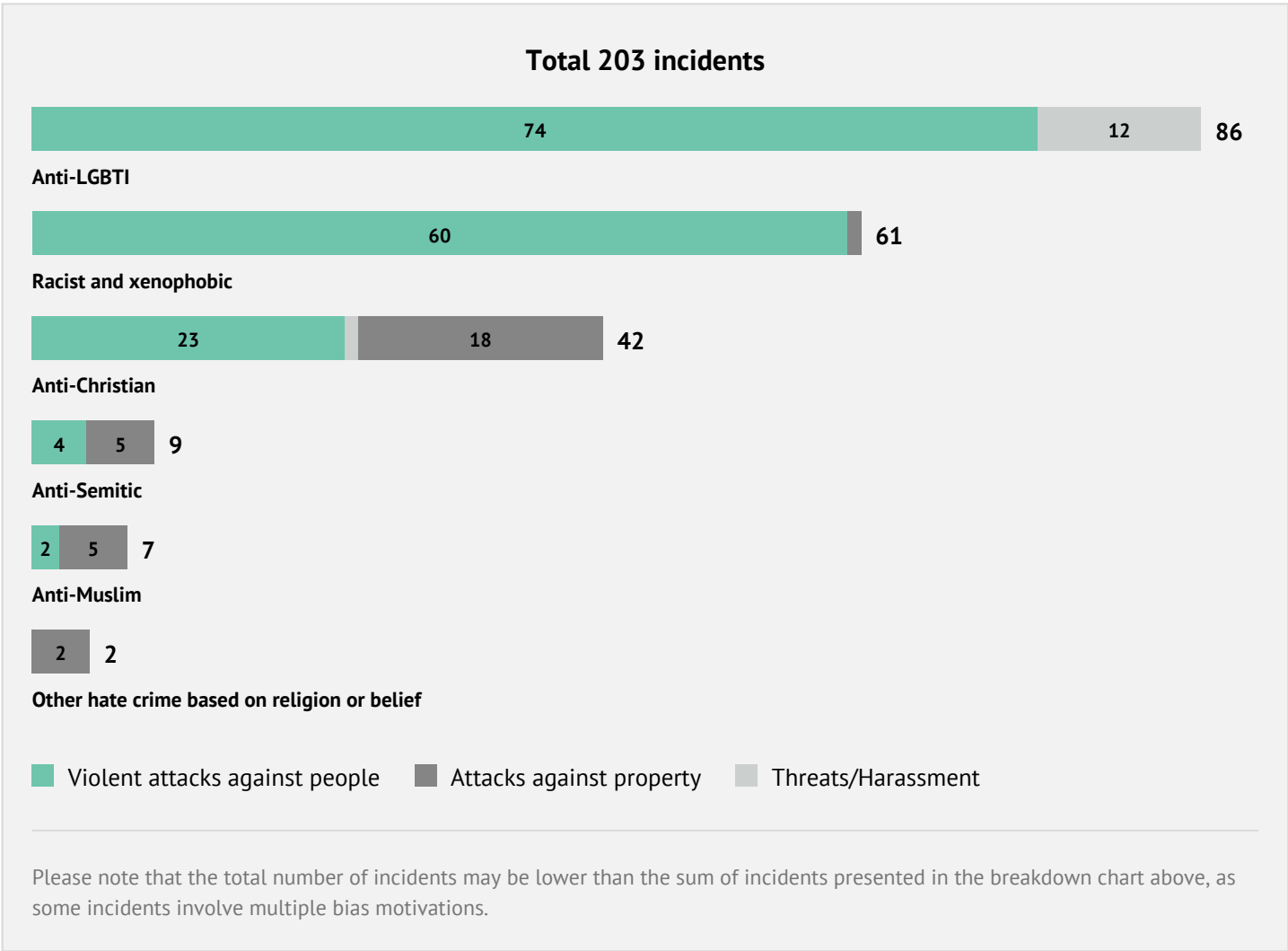
ODIHR observes that the Russian Federation does not collect data and statistics on hate crimes.

Official Data

Official statistics do not provide breakdown by bias motivation or type of crime. The numbers reflect recorded extremist crimes and include crimes falling outside of the OSCE definition of hate crime. Of the number of extremist crimes presented here, 26 cases involved violence or threats.

Year	Hate crimes recorded by police	Prosecuted	Sentenced
2016	1,450	993	676

Incidents reported by civil society



The SOVA Centre reported descriptions of incidents as well as statistical data. This explains the discrepancy between the graphic above and the incidents included below.

Targeted properties


Total 32 incidents targeting properties



Place of worship



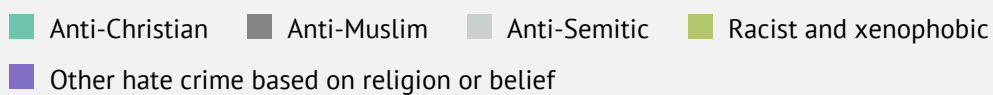
Monument



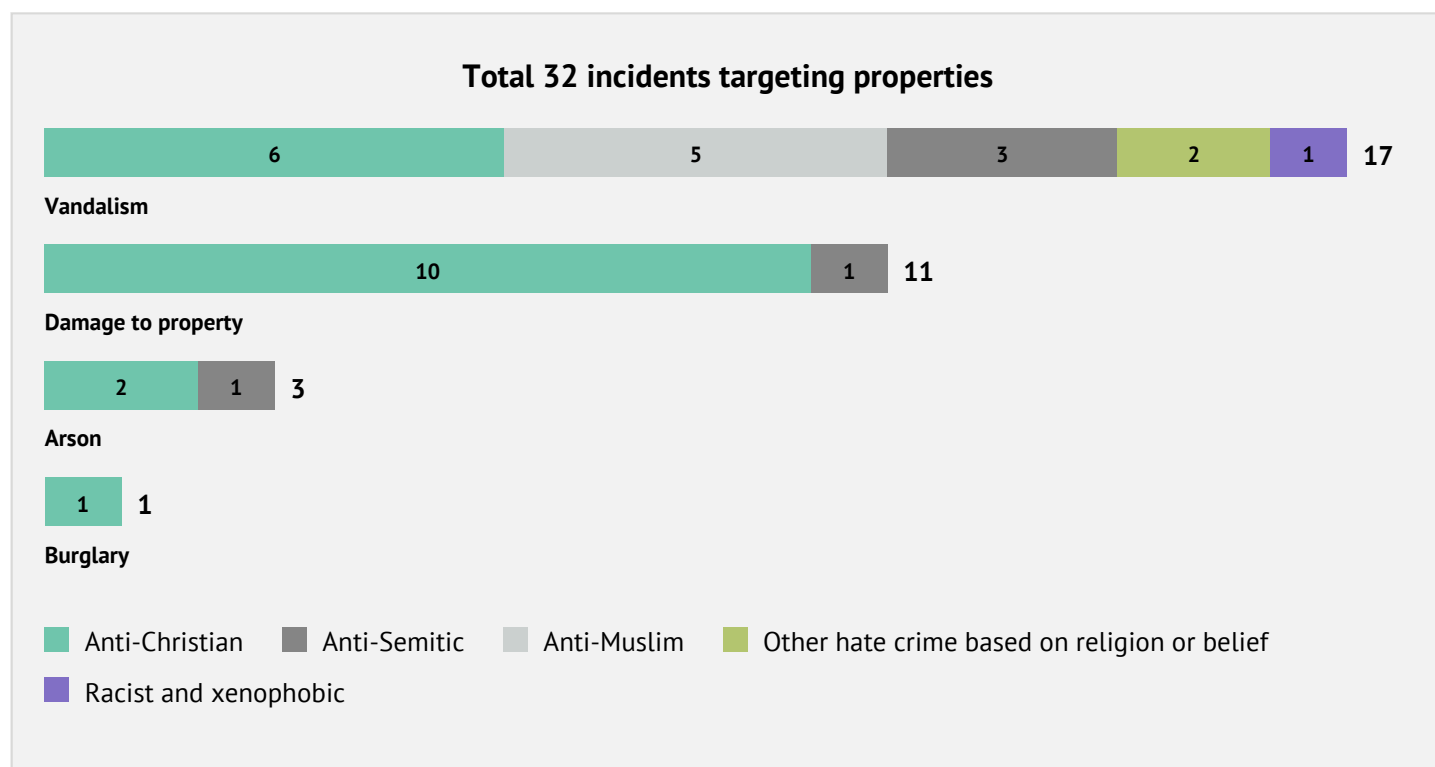
Cemetery



Community facility



Type of property attack



[View civil society incidents for Russian Federation, 2016](#)