OSCE ODIHR
HATE CRIME REPORTING

Information contained in this report was compiled as part of ODIHR's 2017 Hate Crime Report.
For more information, including on previous years' reporting, please visit: hatecrime.osce.org/russian-federation

For more information about ODIHR's Hate Crime Report, visit: hatecrime.osce.org/our-methodology

1 2017

Summary

The Russian Federation last reported hate crime data to ODIHR for the 2020 Hate Crime Report.

Hate crime data collection in Russia
Support for hate crime victims in Russia
Russia's hate crime legislation

ODIHR's Key Observation

ODIHR observes that Russian Federation has not reported reliable statistics on hate crimes to ODIHR.

Official Data

A year-to-year drop in the police-reported figure is due to the increased ability to separate hate crimes from other "extremist offences". In addition to the police number, 1,469 further incidents of extremism were reported and are not included here. Prosecution and sentencing numbers consist mostly of the "extremism" offences, which fall outside of the scope of the OSCE definition of hate crimes.

Year	Hate crimes recorded by police	Prosecuted	Sentenced
2017	52	755	692

Police data by bias motivation

52

Racist and xenophobic

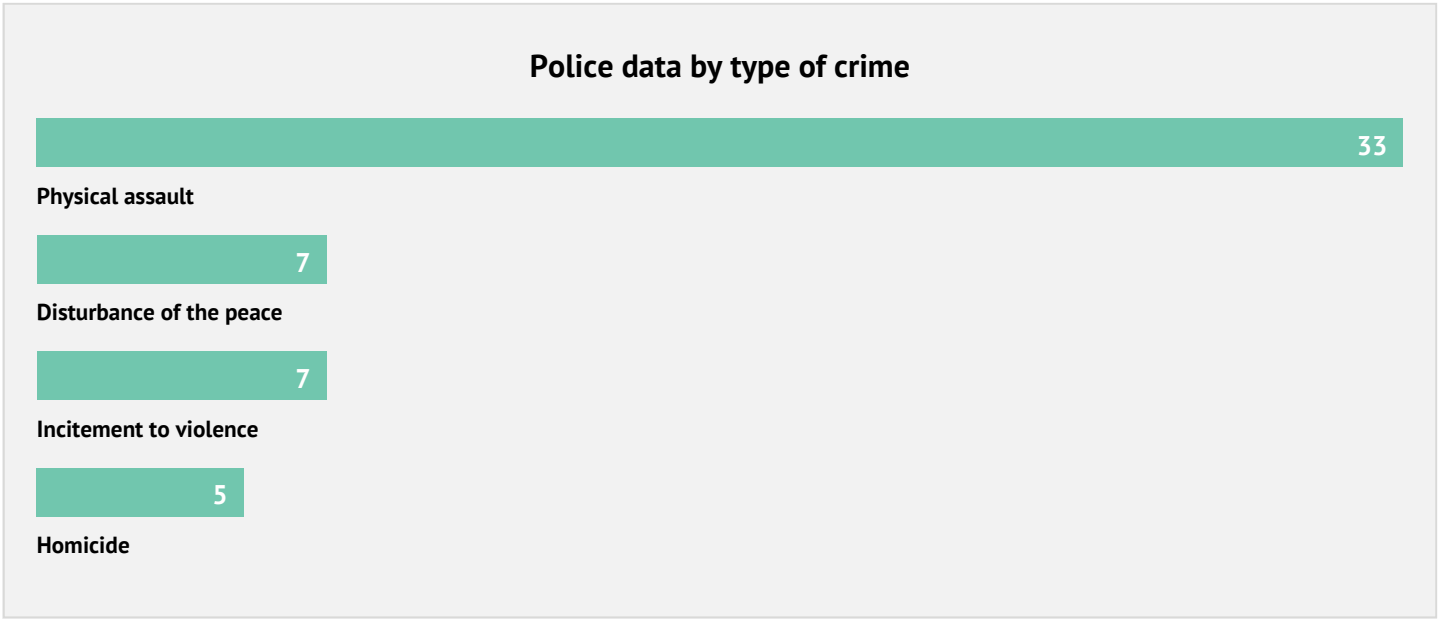
Police data by type of crime
33
Physical assault
7
Disturbance of the peace
7
Incitement to violence
5
Homicide

Incidents reported by civil society

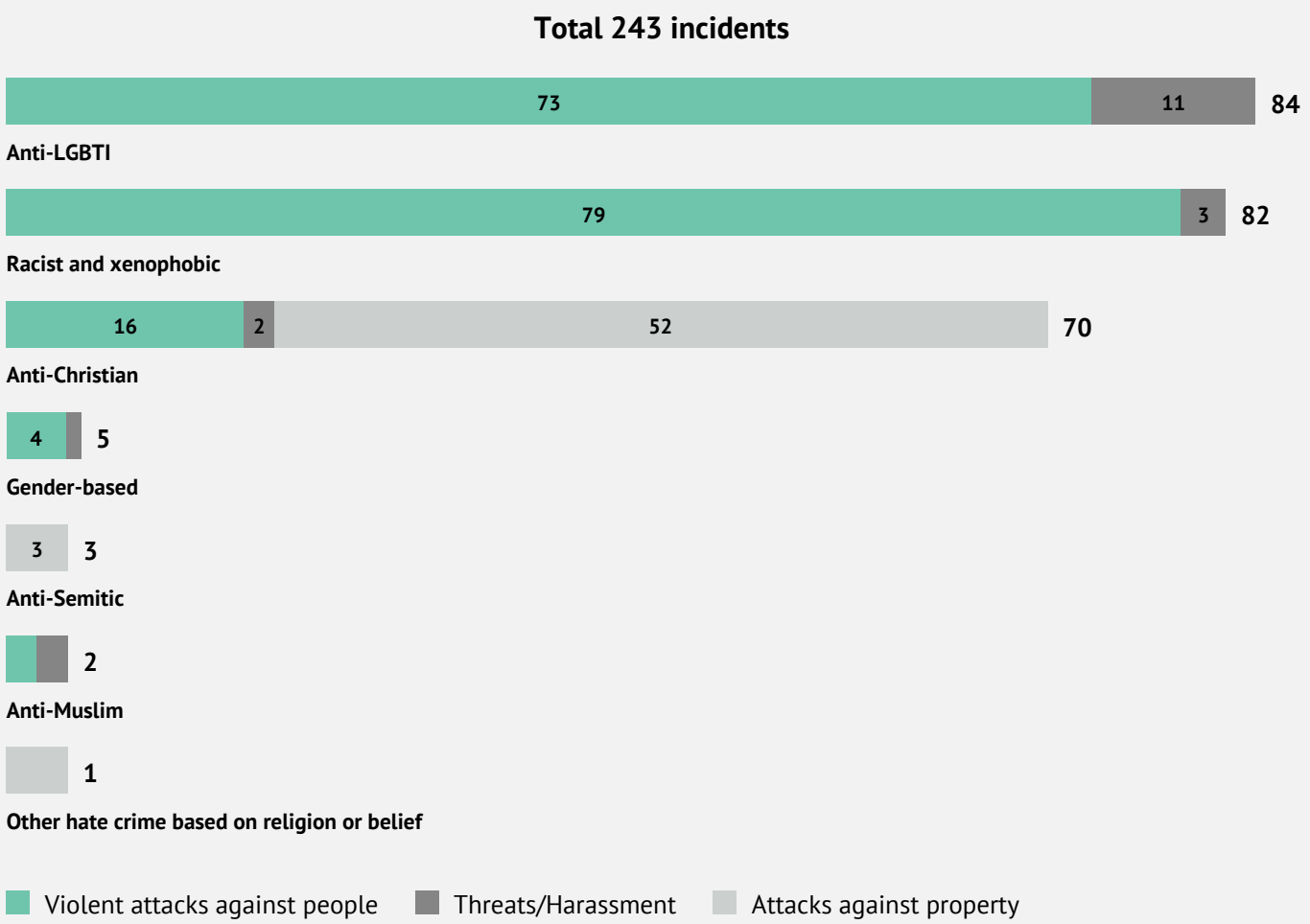

Please note that the total number of incidents may be lower than the sum of incidents presented in the breakdown chart above, as some incidents involve multiple bias motivations.

The Sova Center reported descriptive incidents as well as statistical data. This explains the discrepancy between the graphic above and the incidents included below.

Targeted properties



Type of property attack

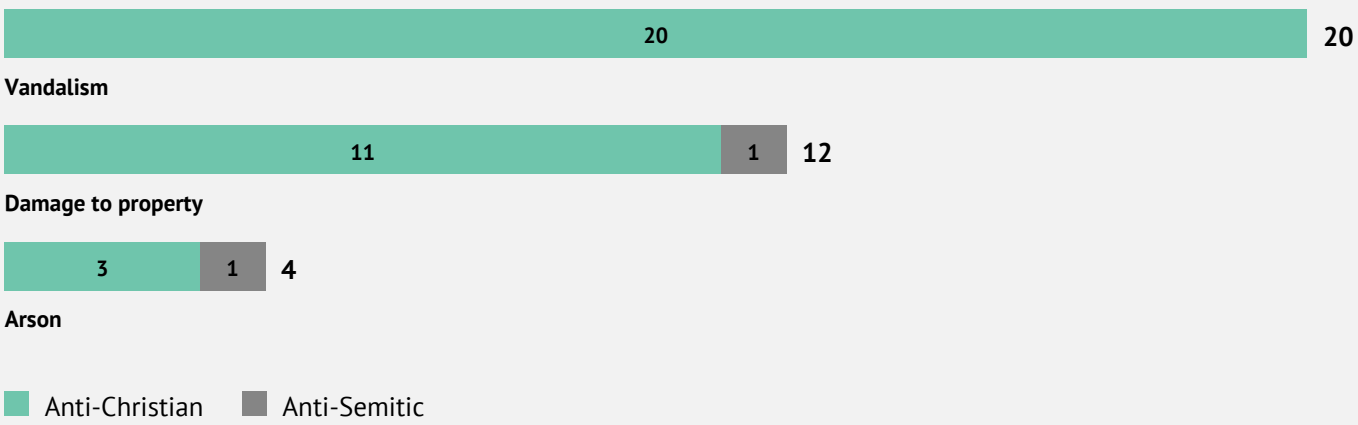

View civil society incidents for Russian Federation, 2017