

Spain Hate Crime Report 2017

Information contained in this report was compiled as part of ODIHR's 2017 Hate Crime Report.

For more information, including on previous years' reporting, please visit: hatecrime.osce.org/spain

For more information about ODIHR's Hate Crime Report, visit: hatecrime.osce.org/our-methodology

Summary

Spain regularly reports hate crime data to ODIHR. Spain publishes [annual reports](#) on hate crimes.

Spain implemented ODIHR's Training Against Hate Crime for Law Enforcement (TAHCLE) programme in 2019, and the Prosecutor General's Office has established a network of dedicated hate crime prosecutors across the country. A regional TAHCLE in Valencia was implemented in 2016.

The Ministry of Interior has a dedicated [protocol](#) that regulates how law enforcement handles hate crime cases and sets out the specific rights of hate crime victims. Within the Ministry, the Spanish National Office Against Hate Crimes (ONDOD) is responsible for the [Hate Crime Action Plan](#) (adopted for [2019-2021](#) and [2022-2024](#)). Currently, the Action Plan covers the areas of victim support, co-ordination among state authorities, civil society and the private sector, hate crime prevention, specialization within the police, training, awareness raising, and the allocation of adequate human resources in ONDOD.

In 2023, Spain implemented a new national Strategic Framework against racism and xenophobia

[Hate crime data collection in Spain](#)

[Support for hate crime victims in Spain](#)

[Hate crime capacity building in Spain](#)

[Spain's hate crime legislation](#)

ODIHR's Key Observation

ODIHR observes that Spain has not reported to ODIHR the numbers of prosecuted hate crime cases and information on sentenced hate crime cases.

Official Data

The figure presented here includes eleven hate crimes motivated by "fear of the poor" and 446 hate crimes motivated by ideology. These categories fall outside of the OSCE concept of hate crimes and are not included in the breakdown by bias motivation below.

Year	Hate crimes recorded by police	Prosecuted	Sentenced
2017	1,419	not available	not available

Police data by bias motivation

524

Racist and xenophobic hate crime

271

Anti-LGBTI hate crime

103

Other hate crime based on religion or belief

These numbers represent all anti-religious crime, including motivated by bias against Christians and Muslims.

35

Gender-based hate crime

23

Disability hate crime

Significant year-to-year decrease in disability hate crime is due to updated methodological approach to computing the numbers, not by a change in incidence.

6

Anti-Semitic hate crime

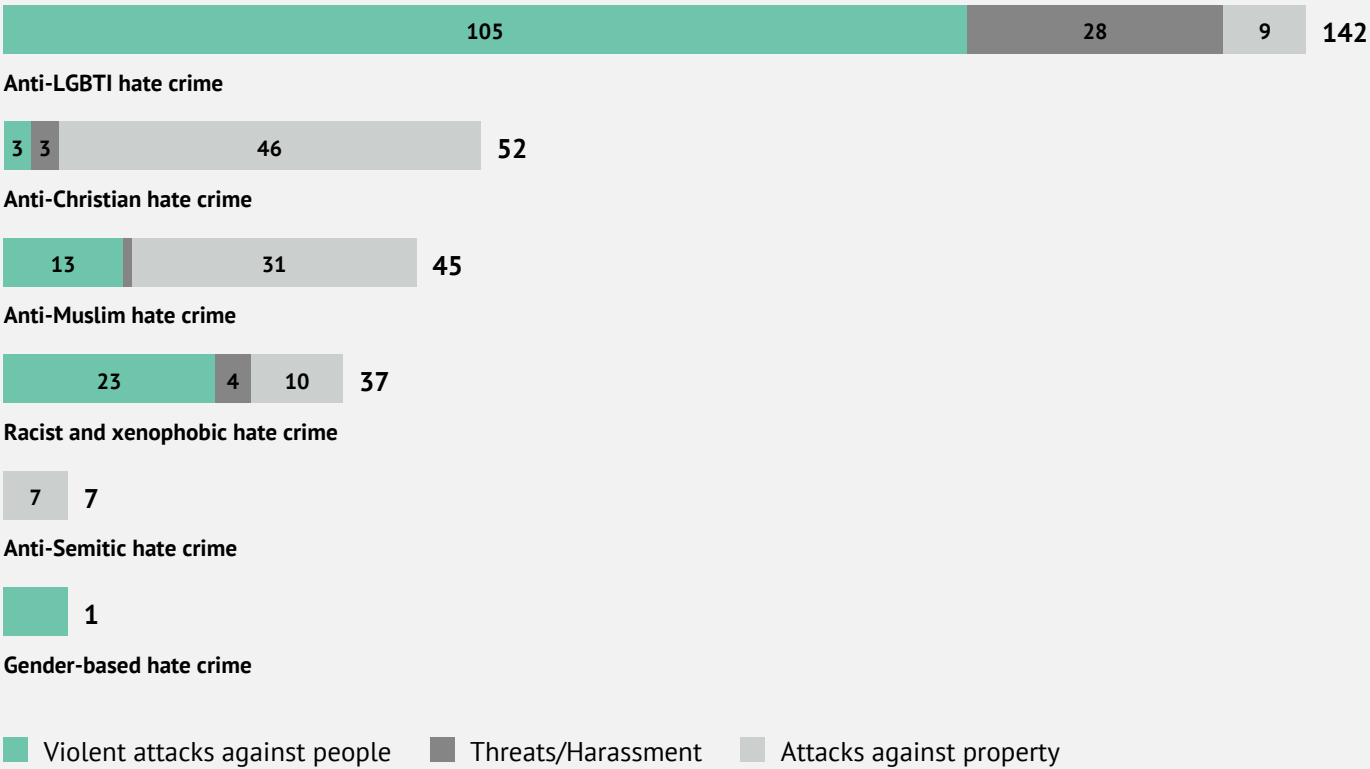
Police data by type of crime

962

Unspecified

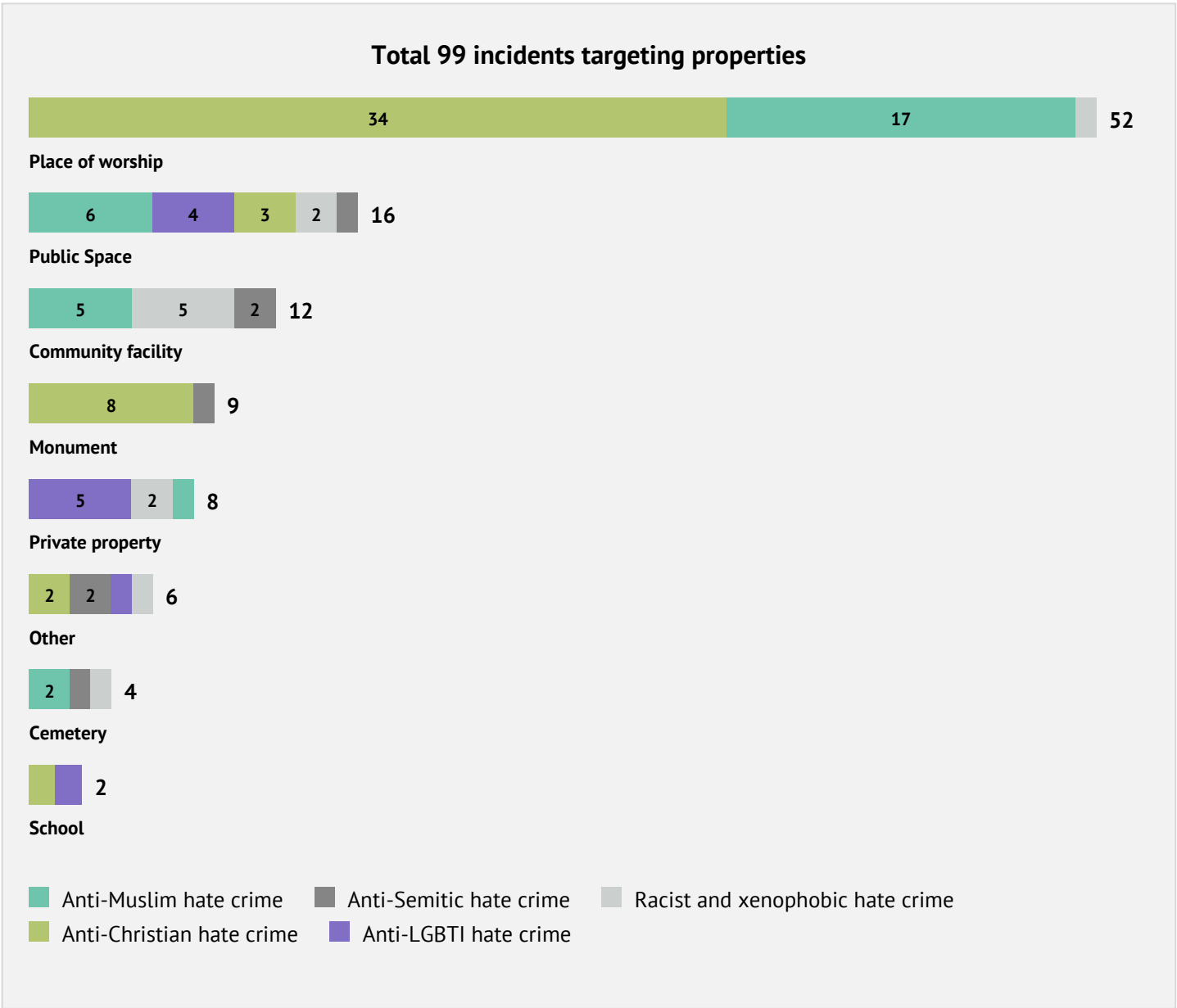
Incidents reported by civil society

Total 268 incidents

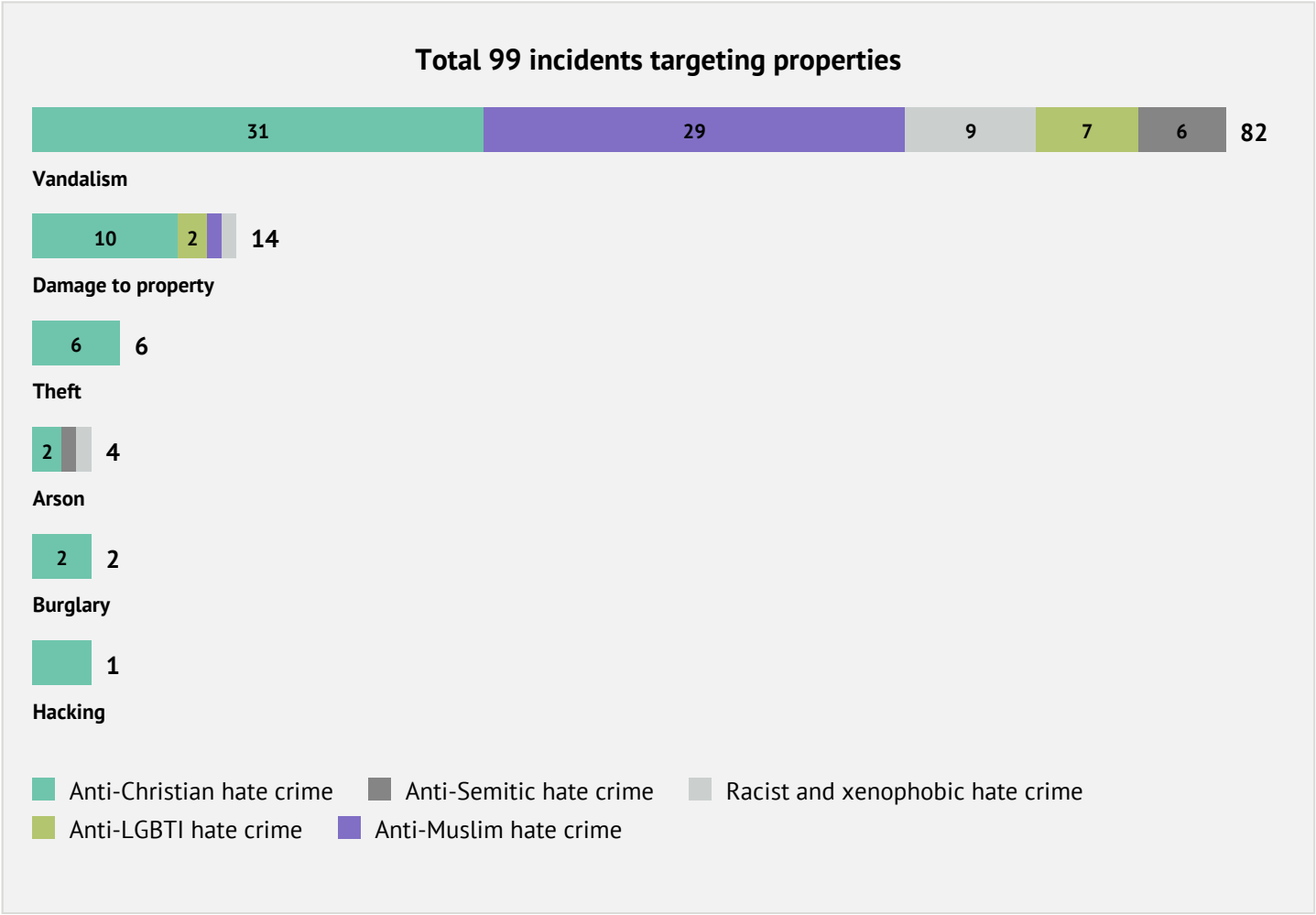


Please note that the total number of incidents may be lower than the sum of incidents presented in the breakdown chart above, as some incidents involve multiple bias motivations.

Targeted properties



Type of property attack



[View civil society incidents for Spain, 2017](#)