

## United Kingdom Hate Crime Report 2017

Information contained in this report was compiled as part of ODIHR's 2017 Hate Crime Report.

For more information, including on previous years' reporting, please visit: [hatecrime.osce.org/united-kingdom](https://hatecrime.osce.org/united-kingdom)

For more information about ODIHR's Hate Crime Report, visit: [hatecrime.osce.org/our-methodology](https://hatecrime.osce.org/our-methodology)

### Summary

The United Kingdom regularly reports hate crime data to ODIHR.

Authorities collaborate closely with civil society, including through Information Sharing Agreements concluded between the police and the Community Security Trust (CST), Galop and Tell MAMA, which enable the exchange of recorded data about incidents. The Crown Prosecution Service (CPS) regularly convenes an external consultation group (ECG) on hate crime, whose members include community organizations, victim advocacy groups, academics with relevant expertise and others. ECG members scrutinize CPS policies and practices, and suggest where improvements can be made.

In Northern Ireland, the Department of Justice chairs a multi-agency Hate Crime Delivery Group (HCDG) to identify strategic, cross-governmental priorities and develop new approaches to dealing with hate crime. The group meets quarterly and includes representatives of government departments, criminal justice agencies and victim groups. The Department of Justice and Northern Ireland Policing Board jointly fund Policing and Community Safety Partnerships (PCSPs) to engage and consult with the local community, and work with local partners to identify and prioritize local community safety and policing issues and develop initiatives and projects to address these.

In Scotland, there is the Hate Crime [Strategic Partnership Group \(SPG\)](#), which brings together criminal justice agencies and civil society organizations with hate crime expertise. The SPG helped ensure a multi-agency strategic approach was taken to develop the Hate Crime Strategy for Scotland. The Hate Crime and Public Order Act (Scotland) Act 2021 became an Act of Parliament on 23 April 2021. The Act was commenced on 1 April 2024.

The UK's College of Policing has developed guidelines for police on responding to hate crime, and the Crown Prosecution Service (CPS) has issued relevant guidance for prosecutors and published [public policy statements](#) on particular hate crime strands.

Police and prosecution data, which cover the reporting period from April to March of the following year, are regularly published by the relevant criminal justice agencies of England and Wales, Northern Ireland and Scotland.

[Hate crime data collection in the United Kingdom](#)

[Support for hate crime victims in the United Kingdom](#)

## ODIHR's Key Observation

ODIHR observes that the United Kingdom has met most OSCE commitments on hate crime data collection and reporting.

## Official Data

Police data represent hate crimes recorded in England and Wales (94,098), and Northern Ireland (1,454). More than a half of hate crimes recorded by police represent "public order offences", some of which fall outside of the scope of the OSCE's definition of hate crime. The total numbers of police recorded hate crimes by bias motivation presented below are higher than this overall number because of cases involving more than one bias. Prosecution data breakdown is as follows: 384 in Northern Ireland and 14,151 in England and Wales. Sentencing data cover England and Wales only. All data cover the period from April 2017 to March 2018.

Year	Hate crimes recorded by police	Prosecuted	Sentenced
2017	95,552	14,535	11,987

## Police data by bias motivation

The disaggregated data below are for England and Wales only. The Police and several civil society organizations involved in monitoring hate incidents (including Community Security Trust and Tell MAMA) are on a regular basis exchanging data about the recorded incidents. This data sharing is governed by the Information Sharing Agreements signed between the Police and each of the civil society organizations. As a result, some of the information presented below as part of the official monitoring of hate crimes (particularly data on anti-Semitic hate crime and hate crime motivated by intolerance against Muslims) is also included in the reporting by the above mentioned civil society organizations elsewhere on this page.

71,251

### Racist and xenophobic hate crime

Hate crimes recorded in this category can include any group defined by race, colour, nationality or ethnic or national origin, including countries within the UK, and "Gypsy or Irish Travellers". It also includes persons targeted because they are an asylum seeker or refugee.

13,289

### Anti-LGBTI hate crime

Of this number, 11,638 hate crimes were motivated by bias on the grounds of sexual orientation and 1,651 were motivated by transphobic bias.

7,226

### Disability hate crime

2,965

### Anti-Muslim hate crime

1,916

### Other hate crime based on religion or belief

This number refers to hate crimes against Buddhists, Hindus, Sikhs, members of other religions, on the basis of unknown or no religion (atheists).

672

### Anti-Semitic hate crime

264

### Anti-Christian hate crime

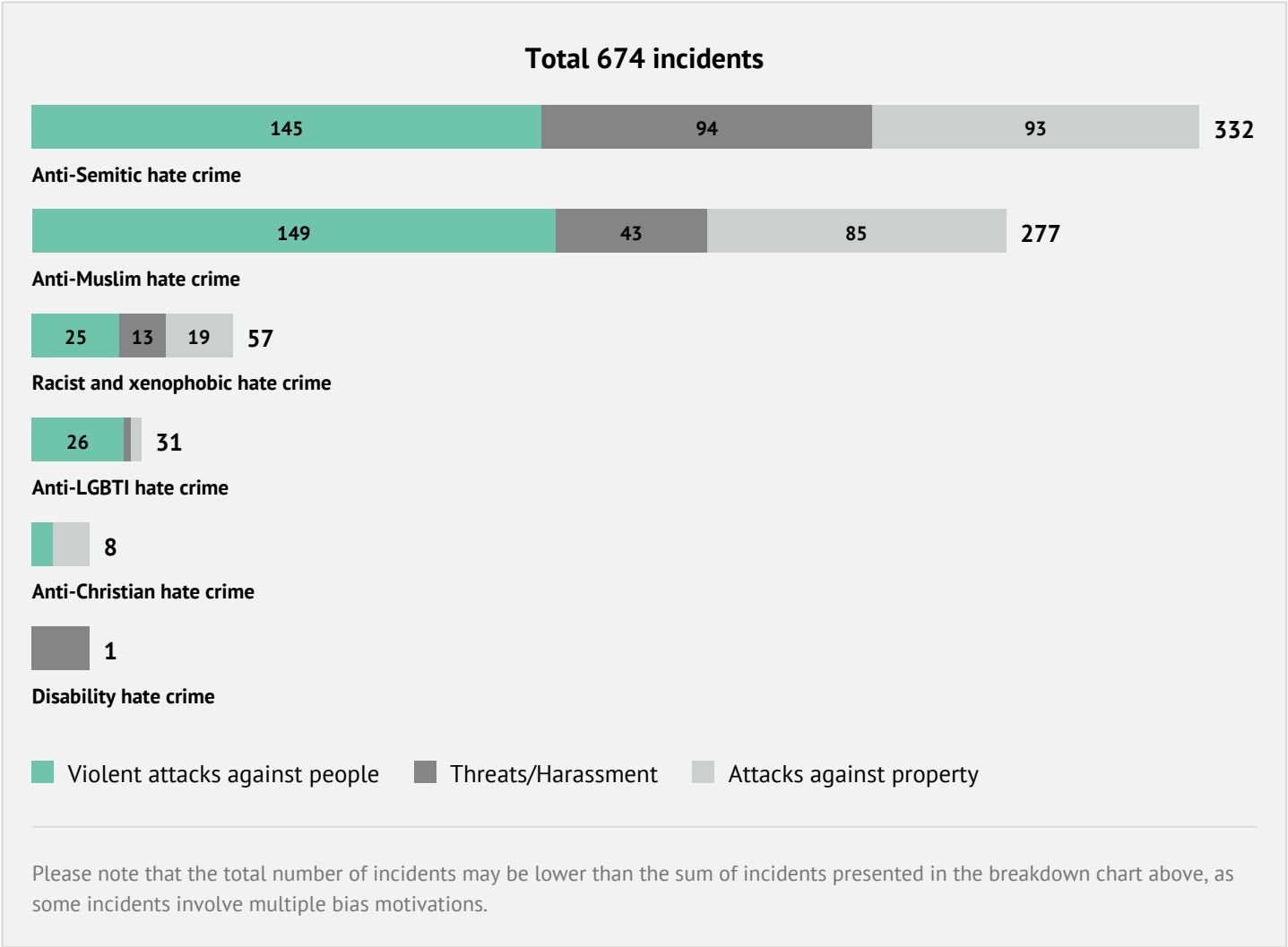
## Police data by type of crime

The disaggregated data below are for England and Wales only. The Police and several civil society organizations involved in monitoring hate incidents (including Community Security Trust and Tell MAMA) are on a regular basis exchanging data about the recorded incidents. This data sharing is governed by the Information Sharing Agreements signed between the Police and each of the civil society organizations. As a result, some of the information presented below as part of the official monitoring of hate crimes (particularly data on anti-Semitic hate crime and hate crime motivated by intolerance against Muslims) is also included in the reporting by the above mentioned civil society organizations elsewhere on this page.

97,583

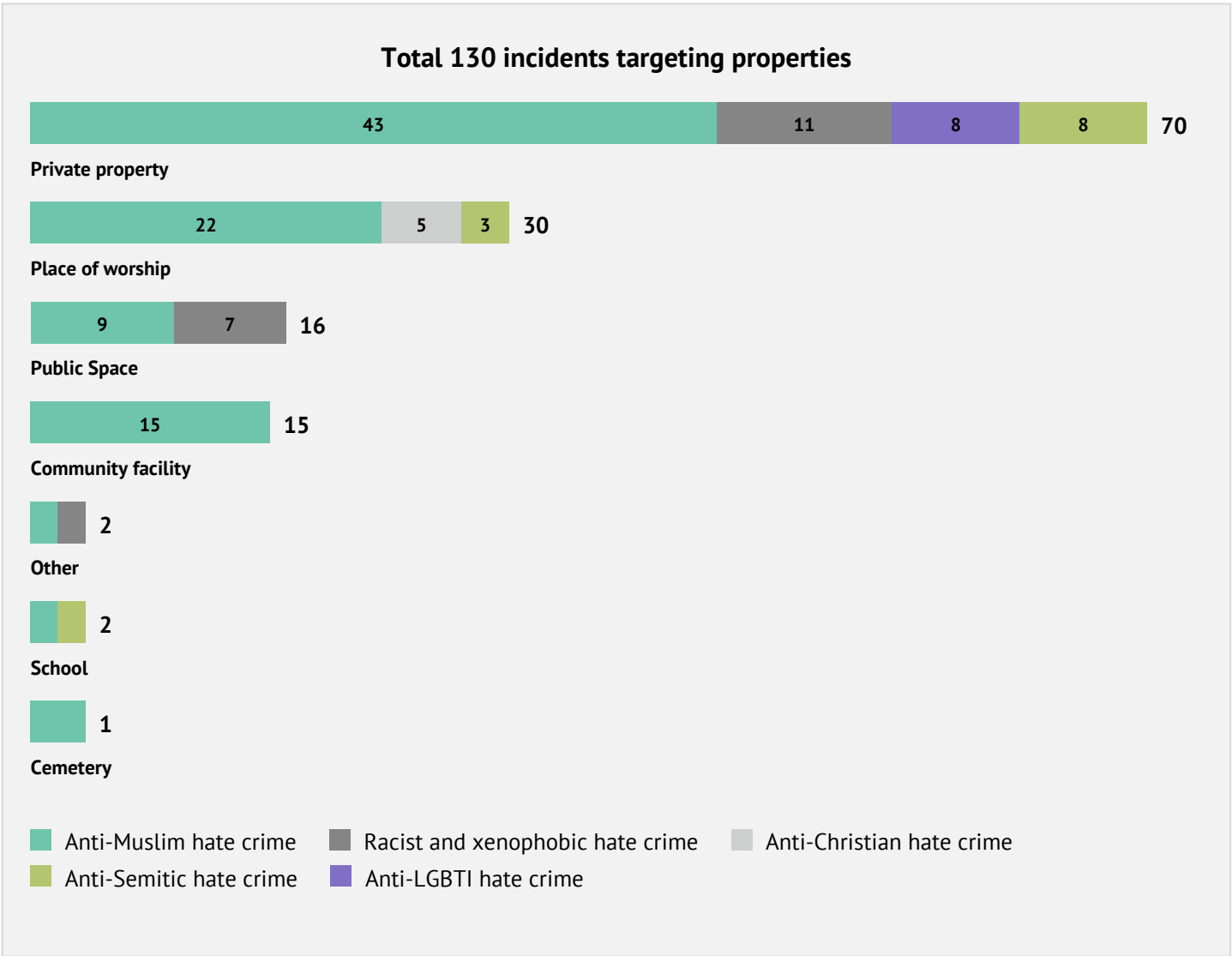
Unspecified

# Incidents reported by civil society

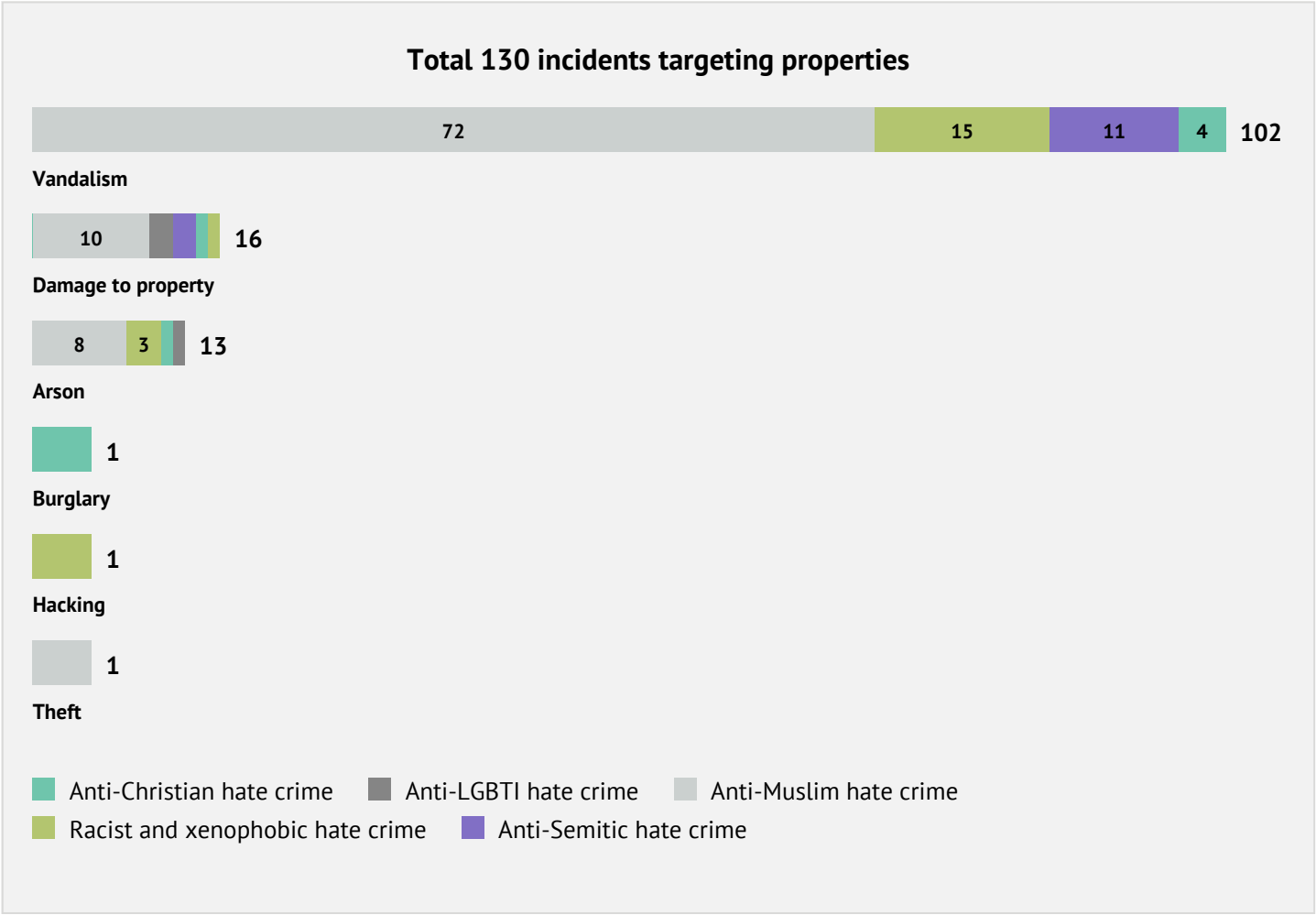


Community Security Trust (CST) reported descriptive incidents as well as statistical data. This explains the discrepancy between the graphic above and the incidents included below.

# Targeted properties



# Type of property attack



[View civil society incidents for United Kingdom, 2017](#)