

United Kingdom Hate Crime Report 2018

Information contained in this report was compiled as part of ODIHR's 2018 Hate Crime Report.

For more information, including on previous years' reporting, please visit: hatecrime.osce.org/united-kingdom

For more information about ODIHR's Hate Crime Report, visit: hatecrime.osce.org/our-methodology

Summary

The United Kingdom regularly reports hate crime data to ODIHR.

Authorities collaborate closely with civil society, including through Information Sharing Agreements concluded between the police and the Community Security Trust (CST), Galop and Tell MAMA, which enable the exchange of recorded data about incidents. The Crown Prosecution Service (CPS) regularly convenes an external consultation group (ECG) on hate crime, whose members include community organizations, victim advocacy groups, academics with relevant expertise and others. ECG members scrutinize CPS policies and practices, and suggest where improvements can be made.

In Northern Ireland, the Department of Justice chairs a multi-agency Hate Crime Delivery Group (HCDG) to identify strategic, cross-governmental priorities and develop new approaches to dealing with hate crime. The group meets quarterly and includes representatives of government departments, criminal justice agencies and victim groups. The Department of Justice and Northern Ireland Policing Board jointly fund Policing and Community Safety Partnerships (PCSPs) to engage and consult with the local community, and work with local partners to identify and prioritize local community safety and policing issues and develop initiatives and projects to address these.

In Scotland, there is the Hate Crime [Strategic Partnership Group \(SPG\)](#), which brings together criminal justice agencies and civil society organizations with hate crime expertise. The SPG helped ensure a multi-agency strategic approach was taken to develop the Hate Crime Strategy for Scotland. The Hate Crime and Public Order Act (Scotland) Act 2021 became an Act of Parliament on 23 April 2021. The Act was commenced on 1 April 2024.

The UK's College of Policing has developed guidelines for police on responding to hate crime, and the Crown Prosecution Service (CPS) has issued relevant guidance for prosecutors and published [public policy statements](#) on particular hate crime strands.

Police and prosecution data, which cover the reporting period from April to March of the following year, are regularly published by the relevant criminal justice agencies of England and Wales, Northern Ireland and Scotland.

[Hate crime data collection in the United Kingdom](#)

[Support for hate crime victims in the United Kingdom](#)

ODIHR's Key Observation

ODIHR observes that the United Kingdom has met most OSCE commitments on hate crime data collection and reporting.

Official Data

Police data represent hate crimes recorded in England and Wales (103,379), Northern Ireland (961) and Scotland (6,736). More than a half of hate crimes recorded by police represent "public order offences", some of which fall outside of the scope of the OSCE's definition of hate crime. The total numbers of police recorded hate crimes by bias motivation presented below are higher than this overall number because of cases involving more than one bias. Prosecution data breakdown is as follows: 611 in Northern Ireland, 12,828 in England and Wales and 4,616 in Scotland. The number of convictions is for England and Wales only.

Year	Hate crimes recorded by police	Prosecuted	Sentenced
2018	111,076	18,055	10,817

Police data by bias motivation

The disaggregated data below are for England and Wales only. The Police and several civil society organizations involved in monitoring hate incidents (including Community Security Trust, Galop and Tell MAMA) are on a regular basis exchanging data about the recorded incidents. This data sharing is governed by the Information Sharing Agreements signed between the Police and each of the civil society organizations. As a result, some of the information presented below as part of the official monitoring of hate crimes (particularly data on anti-Semitic hate crime and hate crime motivated by intolerance against Muslims) is also included in the reporting by the above mentioned civil society organizations elsewhere on this page.

78,991

Racist and xenophobic hate crime

Hate crimes recorded in this category can include any group defined by race, colour, nationality or ethnic or national origin, including countries within the UK, and "Gypsy or Irish Travellers". It also includes persons targeted because they are an asylum seeker or refugee.

16,824

Anti-LGBTI hate crime

Of this number, 14,491 hate crimes were motivated by bias on the grounds of sexual orientation and 2,333 were motivated by transphobic bias.

8,256

Disability hate crime

3,530

Anti-Muslim hate crime

3,175

Other hate crime based on religion or belief

A total of 8,566 anti-religious hate crimes were recorded. However, information on the precise religion targeted by the perpetrator was known only in 7,446 incidents. Anti-Semitic, anti-Muslim and anti-Christian hate crime are monitored as sub-categories of anti-religious hate crime and are presented here separately. This category thus consists of 2,055 hate crimes against other religions, and 1,120 anti-religious hate crimes with no specified targeted religion, which may also include some anti-Semitic, anti-Muslim or anti-Christian hate crimes.

1,326

Anti-Semitic hate crime

535

Anti-Christian hate crime

Police data by type of crime

The disaggregated data below are for England and Wales only. The Police and several civil society organizations involved in monitoring hate incidents (including Community Security Trust, Galop and Tell MAMA) are on a regular basis exchanging data about the recorded incidents. This data sharing is governed by the Information Sharing Agreements signed between the Police and each of the civil society organizations. As a result, some of the information presented below as part of the official monitoring of hate crimes (particularly data on anti-Semitic hate crime and hate crime motivated by intolerance against Muslims) is also included in the reporting by the above mentioned civil society organizations elsewhere on this page.

112,637

Unspecified

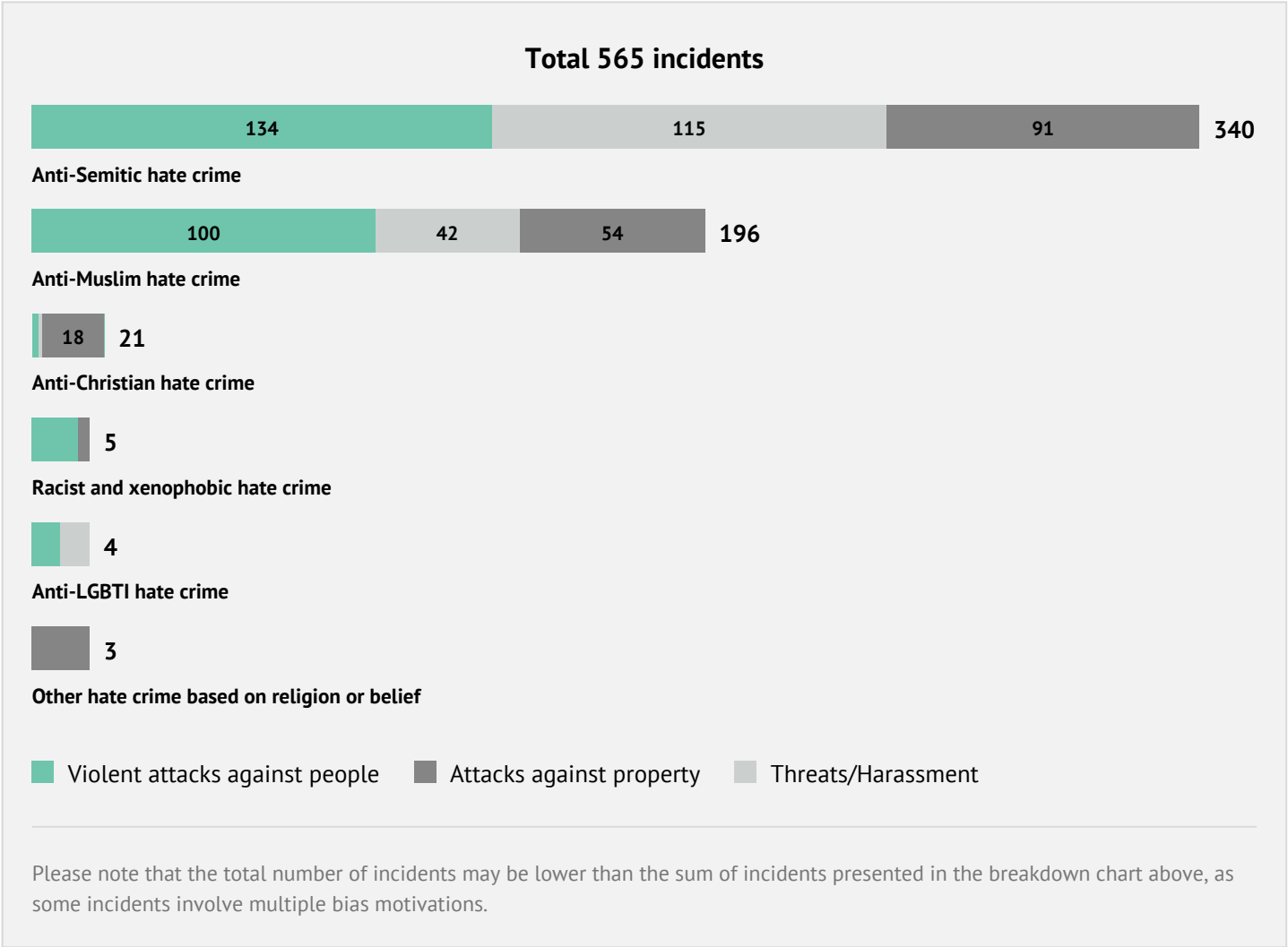
National Developments

In July 2016, the Department for Communities and Local Government, the Home Office and the Ministry of Justice published an action plan on hate crime entitled *Action Against Hate: The UK Government's plan for Tackling Hate Crime*.

In October, the Crown Prosecution Service published revised guidelines on prosecuting cases involving communications sent via social media, which now includes a section on hate crime to equip prosecutors to address these cases.

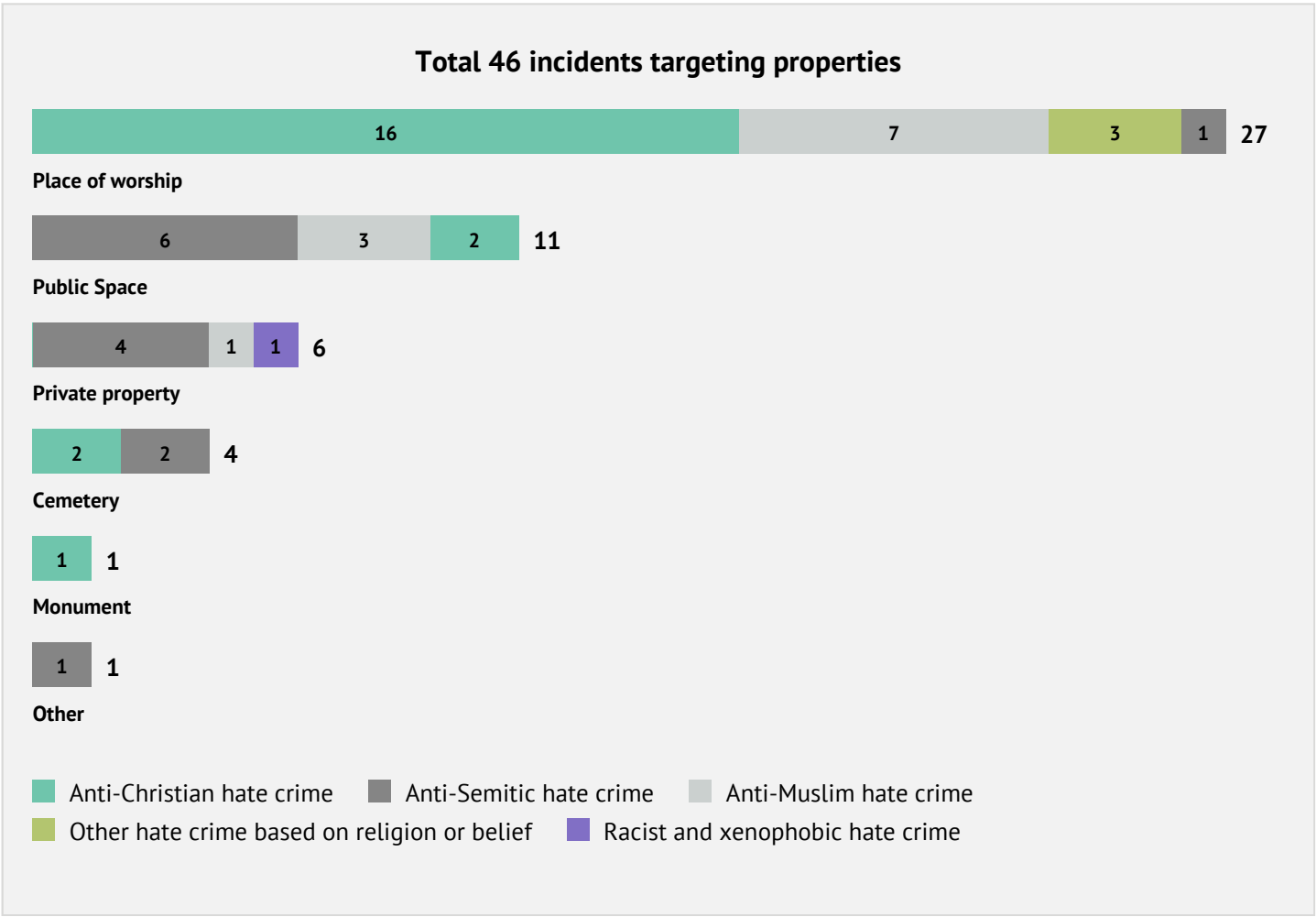
In August 2017, as part of its #HateCrimeMatters campaign, the Crown Prosecution Service published Public Policy Statements and Legal Guidance on the monitored strands of hate crime.

Incidents reported by civil society

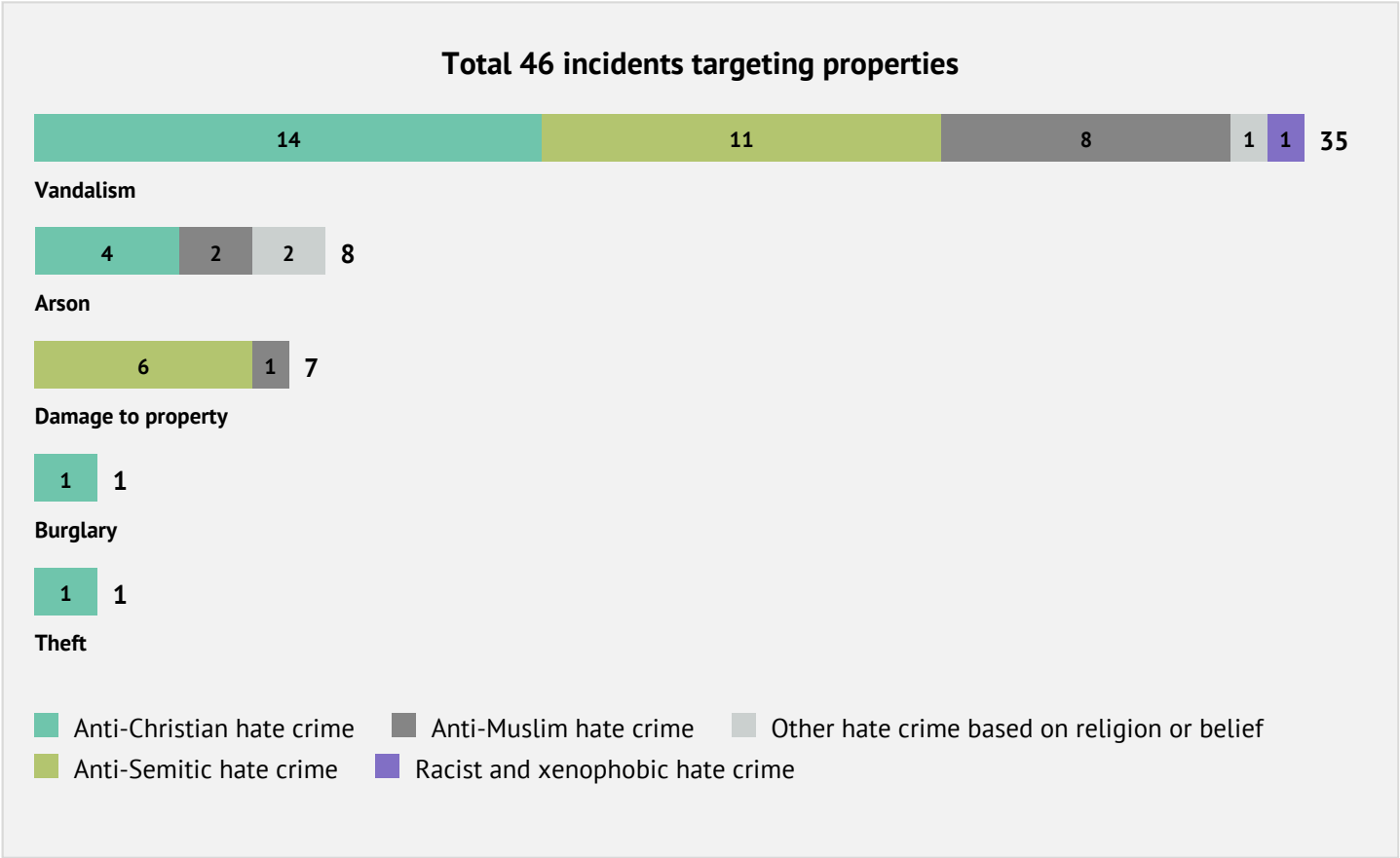


In addition to the descriptive incidents displayed in the tables below, this chart includes the following incidents reported as statistics: 310 anti-Semitic incidents reported by the Community Security Trust (CST); and 177 anti-Muslim incidents reported by Tell Mama.

Targeted properties



Type of property attack



[View civil society incidents for United Kingdom, 2018](#)