

Information contained in this report was compiled as part of ODIHR's 2020 Hate Crime Report.

For more information, including on previous years' reporting, please visit: hatecrime.osce.org/united-kingdom

For more information about ODIHR's Hate Crime Report, visit: hatecrime.osce.org/our-methodology

1 2020

Summary

The United Kingdom regularly reports hate crime data to ODIHR.

Authorities collaborate closely with civil society, including through Information Sharing Agreements concluded between the police and the Community Security Trust (CST), Galop and Tell MAMA, which enable the exchange of recorded data about incidents. The Crown Prosecution Service (CPS) regularly convenes an external consultation group (ECG) on hate crime, whose members include community organizations, victim advocacy groups, academics with relevant expertise and others. ECG members scrutinize CPS policies and practices, and suggest where improvements can be made.

In Northern Ireland, the Department of Justice chairs a multi-agency Hate Crime Delivery Group (HCDG) to identify strategic, cross-governmental priorities and develop new approaches to dealing with hate crime. The group meets quarterly and includes representatives of government departments, criminal justice agencies and victim groups. The Department of Justice and Northern Ireland Policing Board jointly fund Policing and Community Safety Partnerships (PCSPs) to engage and consult with the local community, and work with local partners to identify and prioritize local community safety and policing issues and develop initiatives and projects to address these.

In Scotland, there is the Hate Crime [Strategic Partnership Group \(SPG\)](#), which brings together criminal justice agencies and civil society organizations with hate crime expertise. The SPG helped ensure a multi-agency strategic approach was taken to develop the Hate Crime Strategy for Scotland. The Hate Crime and Public Order (Scotland) Act 2021 became an Act of Parliament on 23 April 2021. The Act entered into force on 1 April 2024.

The UK's College of Policing has developed guidelines for police on responding to hate crime, and the Crown Prosecution Service (CPS) has issued relevant guidance for prosecutors and published [public policy statements](#) on particular hate crime strands.

Police and prosecution data, which cover the reporting period from April to March of the following year, are regularly published by the relevant criminal justice agencies of England and Wales, Northern Ireland and Scotland.

[Hate crime data collection in the United Kingdom](#)

[Support for hate crime victims in the United Kingdom](#)

ODIHR's Key Observation

ODIHR recognizes the United Kingdom's efforts in improving the quality of data reported to ODIHR from year to year. It observes that United Kingdom would benefit from raising the awareness and building the capacity of criminal justice officials about hate crimes, particularly with regards to some of the more isolated victim groups.

Official Data

Police data represent hate crimes recorded in England and Wales (124,091) and Northern Ireland (1,757). More than half of hate crimes recorded by police represent "public order offences", some of which fall outside of the OSCE's definition of hate crime. Prosecution data consists of 10,969 cases in England and Wales 5,525 cases in Scotland and 330 cases in Northern Ireland. The number of convictions is for England and Wales only.

Year	Hate crimes recorded by police	Prosecuted	Sentenced
2020	125,848	16,824	9,510

Police data by bias motivation

The disaggregated data below are only for England and Wales and for Northern Ireland. The Police and several civil society organizations involved in monitoring hate incidents (including the Community Security Trust, Galop and Tell MAMA) exchange data on a regular basis about recorded incidents. This data sharing is governed by Information Sharing Agreements signed by the Police and each of the civil society organizations. As a result, some of the information presented below (particularly data on anti-Semitic hate crime and hate crime motivated by intolerance against Muslims) is also included in reporting by the abovementioned civil society organizations elsewhere on this page.

92,771

Racist and xenophobic

21,675

Anti-LGBTI

9,943

Disability

2,703

Anti-Muslim

2,565

Other hate crime based on religion or belief

A total of 6,377 anti-religious hate crimes were recorded in England and Wales. Anti-Semitic, anti-Muslim and anti-Christian hate crime are monitored as sub-categories of anti-religious hate crime in England and Wales and are presented separately. This category includes also offences for which more than one perceived religion was targeted. The category consists of at least 652 hate crimes against other religions, 174 hate crimes against non-believers and 926 anti-religious hate crimes with no specified targeted religion, which may also include anti-Semitic, anti-Muslim or anti-Christian hate crimes. The overall number presented here includes 700 offences recorded in Northern Ireland without further breakdown being provided.

1,288

Anti-Semitic

521

Anti-Christian

Police data by type of crime

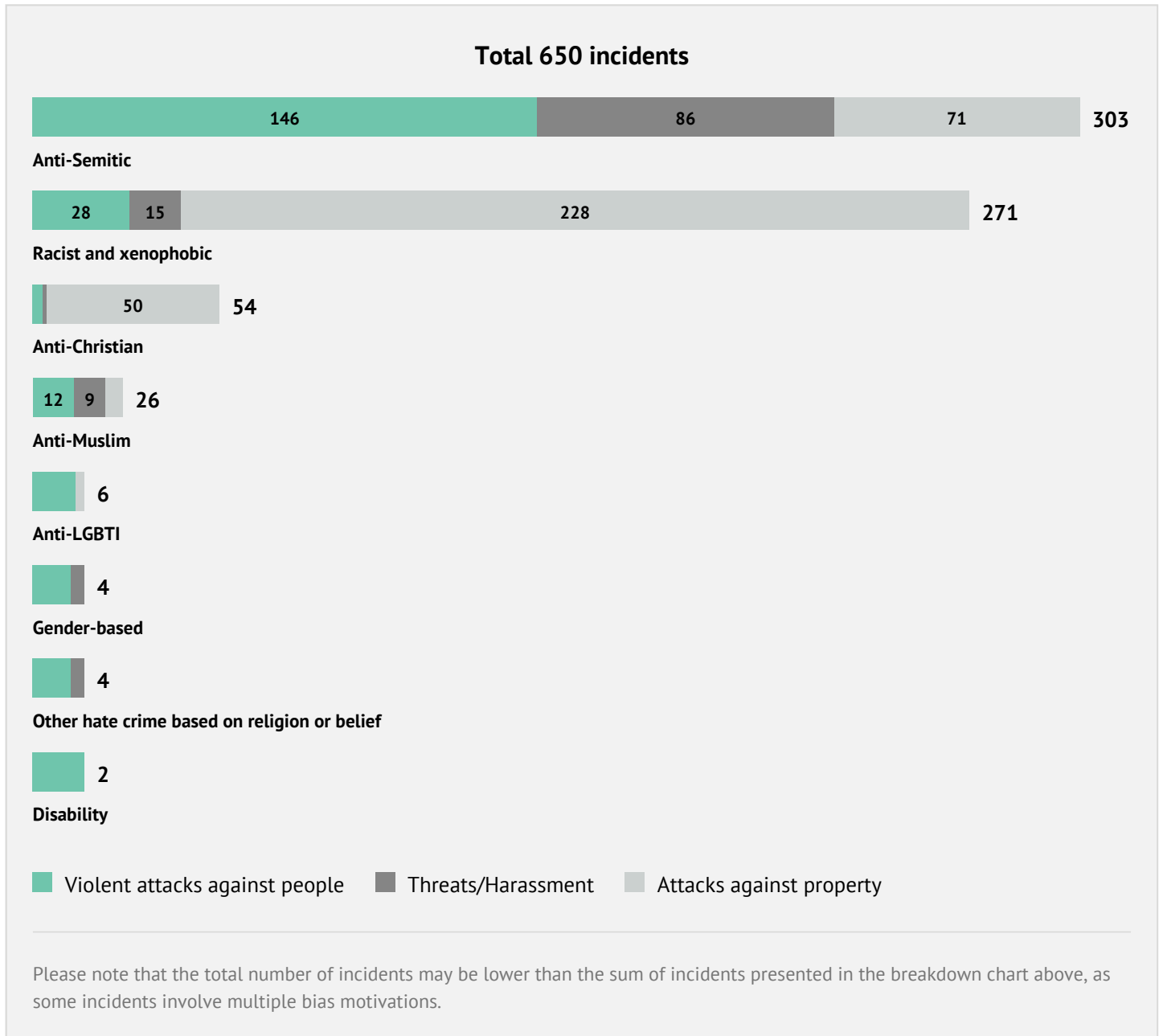
The disaggregated data below are only for England and Wales and for Northern Ireland. The Police and several civil society organizations involved in monitoring hate incidents (including the Community Security Trust, Galop and Tell MAMA) exchange data on a regular basis about recorded incidents. This data sharing is governed by Information Sharing Agreements signed by the Police and each of the civil society organizations. As a result, some of the information presented below (particularly data on anti-Semitic hate crime and hate crime motivated by intolerance against Muslims) is also included in reporting by the abovementioned civil society organizations elsewhere on this page.

131,466

Unspecified crime type

This category has been reported as "other notifiable offences" and includes theft, burglary, sexual offences and other.

Incidents reported by civil society



In addition to incidents summarized below, this graph includes the following numbers of hate incidents reported as statistics: 457 reported by CST; and 45 reported by Kantor Center.

Targeted properties

Total 85 incidents targeting properties



Place of worship



Private property



Public space



Monument



Other




Cemetery



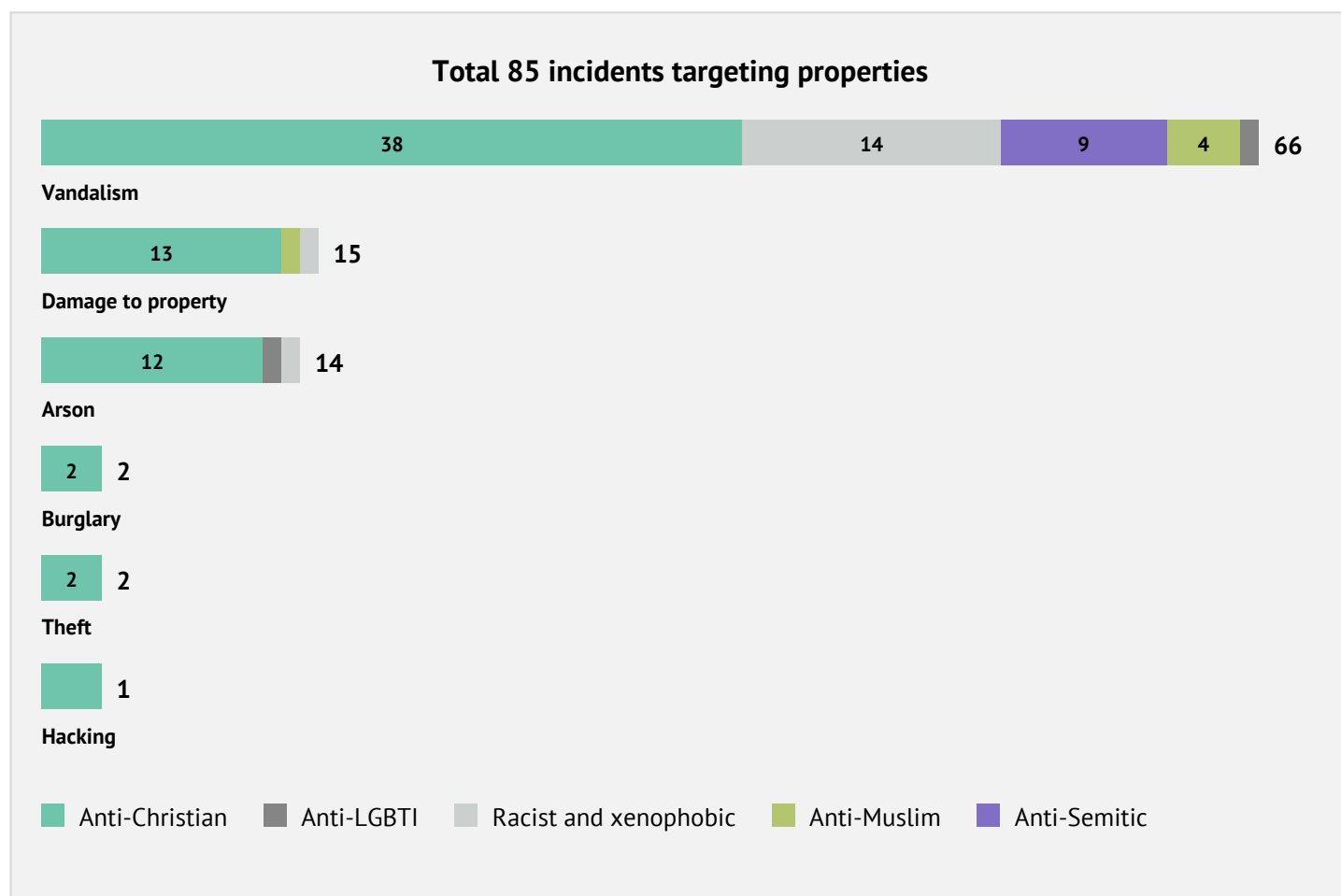
Community facility



School



Type of property attack



[View civil society incidents for United Kingdom, 2020](#)