

Information contained in this report was compiled as part of ODIHR's 2018 Hate Crime Report.

For more information, including on previous years' reporting, please visit: [hatecrime.osce.org/united-states-america](https://hatecrime.osce.org/united-states-america)

For more information about ODIHR's Hate Crime Report, visit: [hatecrime.osce.org/our-methodology](https://hatecrime.osce.org/our-methodology)

## 1 2018

### Summary

The United States regularly reports hate crime data to ODIHR. The United States publishes [hate crime data](#) annually.

Following a 2021 review by the Federal Bureau of Investigation (FBI), hate crimes were included in the top-level category of priorities (Band 1 National Threat Priority), resulting in an increase in resources allocated to tackle hate crimes. By collaborating with the national Hate Crime Coalition, the FBI consults closely with civil society organizations (CSOs), including to develop and update the [FBI Hate Crime Data Collection Guidelines](#) and Training.

In 2020, the Department of Justice issued a comprehensive "[Law Enforcement Roundtable Report on Hate Crimes](#)", setting forth key recommendations and action steps to combat hate crime.

[Hate crime data collection in the United States](#)

[Hate crime victim support in the United States](#)

[Hate crime capacity building in the United States](#)

[The United States's hate crime legislation](#)

### ODIHR's Key Observation

ODIHR observes that the United States has not reported information on prosecuted and sentenced hate crime cases to ODIHR.

## Official Data

The FBI reports data, collected from several thousand law enforcement agencies, based on both 'incidents' and offences – the latter being presented here. This number can include multiple biases, but only offences with one recorded bias are shown in the bias motivation breakdown. In addition, FBI has independently investigated 95 hate crimes, which number is not included in the total. The vast majority of hate crimes in the United States are prosecuted at the state and local level, for which no figures are available. The numbers presented here are for federal prosecutions only and refer to defendants charged by the US Department of Justice; and sentencing decisions of federal courts, which refer to offenders sentenced using the hate crime sentence enhancement.

Year	Hate crimes recorded by police	Prosecuted	Sentenced
2018	8,496	27	20

## Police data by bias motivation

The breakdown below refers only to offences with one recorded bias. An additional 169 offences were reported as committed with two or more biases and are not presented here.

4,954

### Racist and xenophobic hate crime

This category includes hate crimes committed on the grounds of race, ethnicity and ancestry.

1,588

### Anti-LGBTI hate crime

Official figures recorded 1,404 hate crimes based on sexual orientation, including 20 anti-heterosexual hate crimes, and 184 hate crimes based on gender identity.

896

### Anti-Semitic hate crime

Anti-Semitic hate crimes were originally reported under the category of anti-religious hate crime.

240

### Other hate crime based on religion or belief

This category includes hate crimes targeting Hindus, Sikhs, Buddhists and other faith groups, as well as Atheists/Agnostics.

225

### Anti-Muslim hate crime

Anti-Muslim hate crimes were originally reported under the category of anti-religious hate crime.

189

### Anti-Christian hate crime

Anti-Christian hate crimes were originally reported under the category of anti-religious hate crime and include hate crimes against Catholics, Protestants, Jehovah's Witnesses, Mormons, Eastern Orthodox and Other Christians.

177

### Disability hate crime

58

### Gender-based hate crime

Official figures recorded 58 gender-based hate crimes, of which 32 were anti-female and 26 anti-male.

## Police data by type of crime

The breakdown below refers only to offences with one recorded bias. An additional 169 offences were reported as committed with two or more biases and are not presented here.

2,921

### Physical assault

This category includes rape, aggravated and simple assaults.

2,468

### Threats/ threatening behaviour

This category consists of cases of intimidation.

1,830

### Damage to property

This category consists of cases of destruction, damage and vandalism.

627

### Theft/ robbery

This category includes cases of theft and motor vehicle theft.

414

### Unspecified

This category includes crimes against society, such as gambling, drug violations or prostitution, and other types of crimes.

43

### Arson

24

### Homicide

This category includes murders and non-negligent manslaughter.

## National Developments


The **Federal Bureau of Investigation's** Uniform Crime Reporting (UCR) Program and Civil Rights Unit (CRU) collaborated to gather hate crime incident data investigated and reported by the CRU for 2018. As a result, FBI hate crime data is for the first time included in the 2018 hate crime publication, in addition to data from other federal, state, local and tribal law enforcement agencies.

In August, the **Department of Justice (DoJ) Hate Crimes Initiative** convened the first-ever federal seminar on Investigating and Prosecuting Hate Crimes and Domestic Terrorism, bringing together 70 Department civil rights and domestic terrorism prosecutors and agents to discuss how to better collaborate when investigating and prosecuting hate crimes that also constitute acts of domestic terrorism. In October, the Department's Hate Crimes Initiative convened a law enforcement roundtable on hate crimes. The event brought state, local and tribal law enforcement leaders from around the country together with DoJ officials. The participants agreed that in order to improve investigation and reporting of hate crimes, the federal government should support hate crimes training at all levels of law enforcement. The DoJ also launched a new hate crimes website – [www.justice.gov/hatecrimes](https://www.justice.gov/hatecrimes) – designed to provide a centralized portal for the Department's hate crimes resources for law enforcement, media, researchers, victims, advocacy groups, and other related organizations and individuals.

The DoJ also announced a grant of more than USD 840,000 to the University of New Hampshire to conduct a national survey of hate crime incidents and victimization. The multi-phase study, funded by the National Institute of Justice (NIJ) in the Department's Office of Justice Programs, will run through 2021 and provide detailed data about hate crimes, analyse local policies that impact hate crime reporting and identify successful investigation and prosecution strategies.

# Incidents reported by civil society


Total 835 incidents



Please note that the total number of incidents may be lower than the sum of incidents presented in the breakdown chart above, as some incidents involve multiple bias motivations.


# Targeted properties

## Total 16 incidents targeting properties



■ Anti-Semitic hate crime   ■ Racist and xenophobic hate crime  
■ Other hate crime based on religion or belief

# Type of property attack



[View civil society incidents for United States of America, 2018](#)