

Information contained in this report was compiled as part of ODIHR's 2019 Hate Crime Report.

For more information, including on previous years' reporting, please visit: hatecrime.osce.org/united-states-america

For more information about ODIHR's Hate Crime Report, visit: hatecrime.osce.org/our-methodology

1 2019

Summary

The United States regularly reports hate crime data to ODIHR. The United States publishes [hate crime data](#) annually.

Following a 2021 review by the Federal Bureau of Investigation (FBI), hate crimes were included in the top-level category of priorities (Band 1 National Threat Priority), resulting in an increase in resources allocated to tackle hate crimes. By collaborating with the national Hate Crime Coalition, the FBI consults closely with civil society organizations (CSOs), including to develop and update the [FBI Hate Crime Data Collection Guidelines](#) and Training.

In 2020, the Department of Justice issued a comprehensive "[Law Enforcement Roundtable Report on Hate Crimes](#)", setting forth key recommendations and action steps to combat hate crime.

[Hate crime data collection in the United States](#)

[Hate crime victim support in the United States](#)

[Hate crime capacity building in the United States](#)

[The United States's hate crime legislation](#)

ODIHR's Key Observation

ODIHR observes that the United States has not reported information on prosecuted and sentenced hate crime cases to ODIHR.

Official Data

The FBI reports data, collected from several thousand law enforcement agencies, on both 'incidents' and offences, with only the latter presented here. The police record includes 257 offences where multiple biases were present, but only offences with one recorded bias are shown in the bias motivation breakdown below. The vast majority of hate crimes in the United States are prosecuted at the state and local level, for which no figures are available. The prosecution and sentencing records have not been reported to ODIHR.

Year	Hate crimes recorded by police	Prosecuted	Sentenced
2019	8,559	0	0

Police data by bias motivation

The breakdown below refers only to offences with one recorded bias motivation. An additional 257 offences committed with two or more bias motivations were reported but are not presented here.

4,784

Racist and xenophobic hate crime

This category includes hate crimes committed on the grounds of race, ethnicity and ancestry.

1,619

Anti-LGBTI hate crime

Official figures recorded 1,395 hate crimes motivated by bias based on sexual orientation, and 224 hate crimes motivated by bias based on gender identity.

995

Anti-Semitic hate crime

Anti-Semitic hate crimes were originally reported under the category of anti-religious hate crime.

219

Anti-Muslim hate crime

Anti-Muslim hate crimes were originally reported under the category of anti-religious hate crime.

218

Anti-Christian hate crime

Anti-Christian hate crimes were originally reported under the category of anti-religious hate crime, and include hate crimes against Catholics, Protestants, Jehovah's Witnesses, Mormons, Eastern Orthodox and Other Christians.

218

Other hate crime based on religion or belief

This category includes hate crimes targeting Hindus, Sikhs, Buddhists and other faith groups, as well as Atheists/Agnostics.

169

Disability hate crime

80

Gender-based hate crime

Police data by type of crime

The breakdown below refers only to offences with one recorded bias motivation. An additional 257 offences committed with two or more bias motivations were reported but are not presented here.

3,270

Physical assault

This category includes rape, aggravated and simple assaults, and robberies.

2,134

Threats/ threatening behaviour

This category consists of cases of intimidation.

2,050

Damage to property

This category consists of cases of destruction, damage and vandalism.

410

Theft/ robbery

This category includes rape, aggravated and simple assaults, and robberies.

332

Unspecified

This category includes crimes against society, such as gambling, drug violations or prostitution, and other types of crimes.

55

Arson

51

Homicide

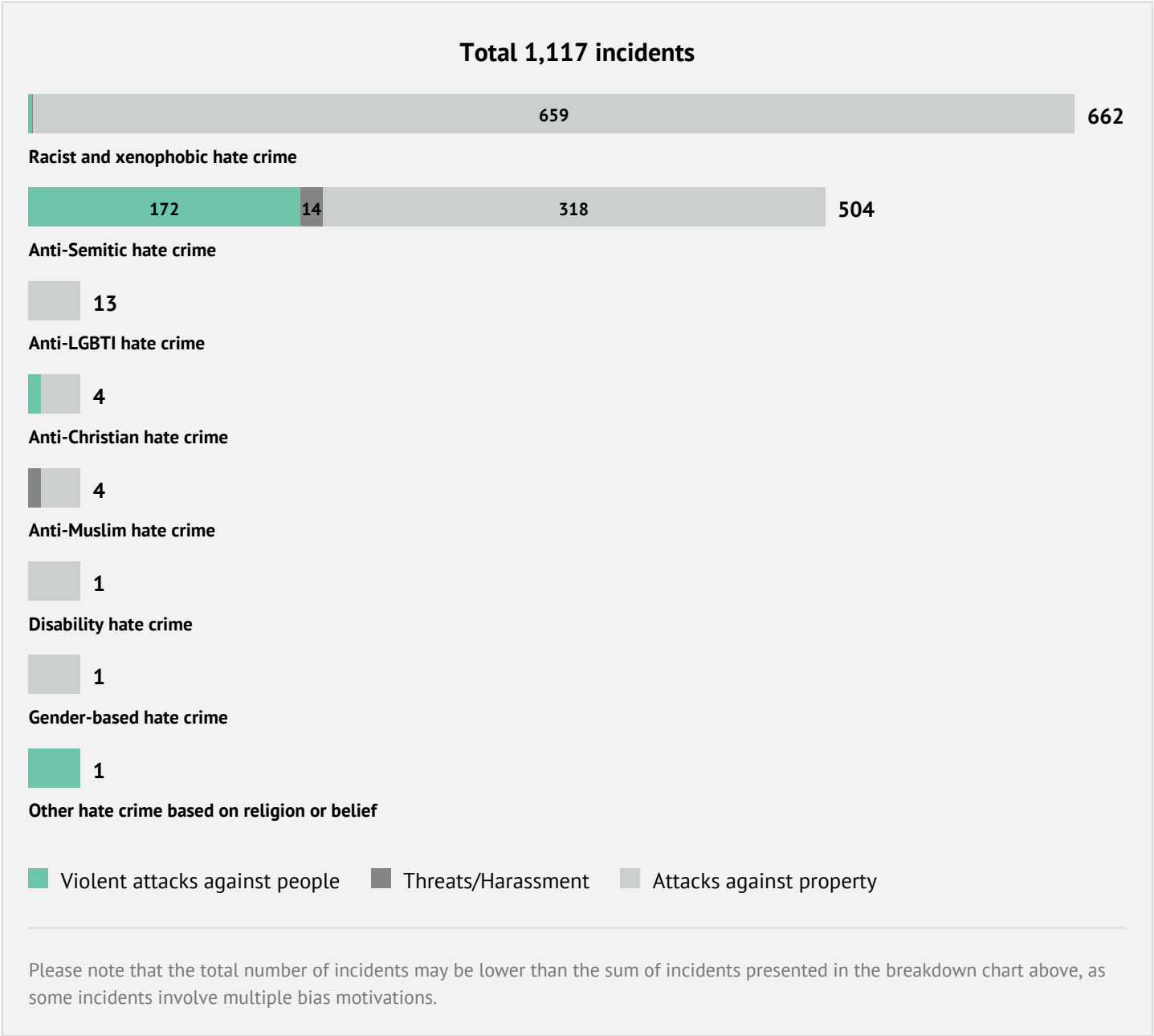
This category includes murders and non-negligent manslaughter.

National Developments

The **Department of Justice's (DoJ) Office of Justice** funded two reports that give new insight into how often youths and members of the Latino community in the U.S. experience and witness bias-motivated incidents, such as bullying or harassment, and hate crimes. The findings can help policymakers, law enforcement, school professionals and service organizations improve the targeting and content of prevention and intervention programmes. The first study, "Comprehensive Measure of Youth Experiences with Bias Victimization: Findings from the Youth Bias Victimization Questionnaire (YBVQ)" developed a new survey tool to measure youth bias victimization, from bullying to hate crimes. The second study, "Understanding and Measuring Bias Victimization Against Latinos" showed significant differences between men and women on some of the more serious events, such as physical assaults and assaults with a weapon, but not on the overall rate. Only 18.2 per cent of Latinos experiencing bias crimes sought help from any formal authority (e.g., police, medical providers, victim service providers or attorneys) while 68.1 per cent of victims sought informal help, generally from friends or family. An article summarizing the two studies with links to each is available [here](#).

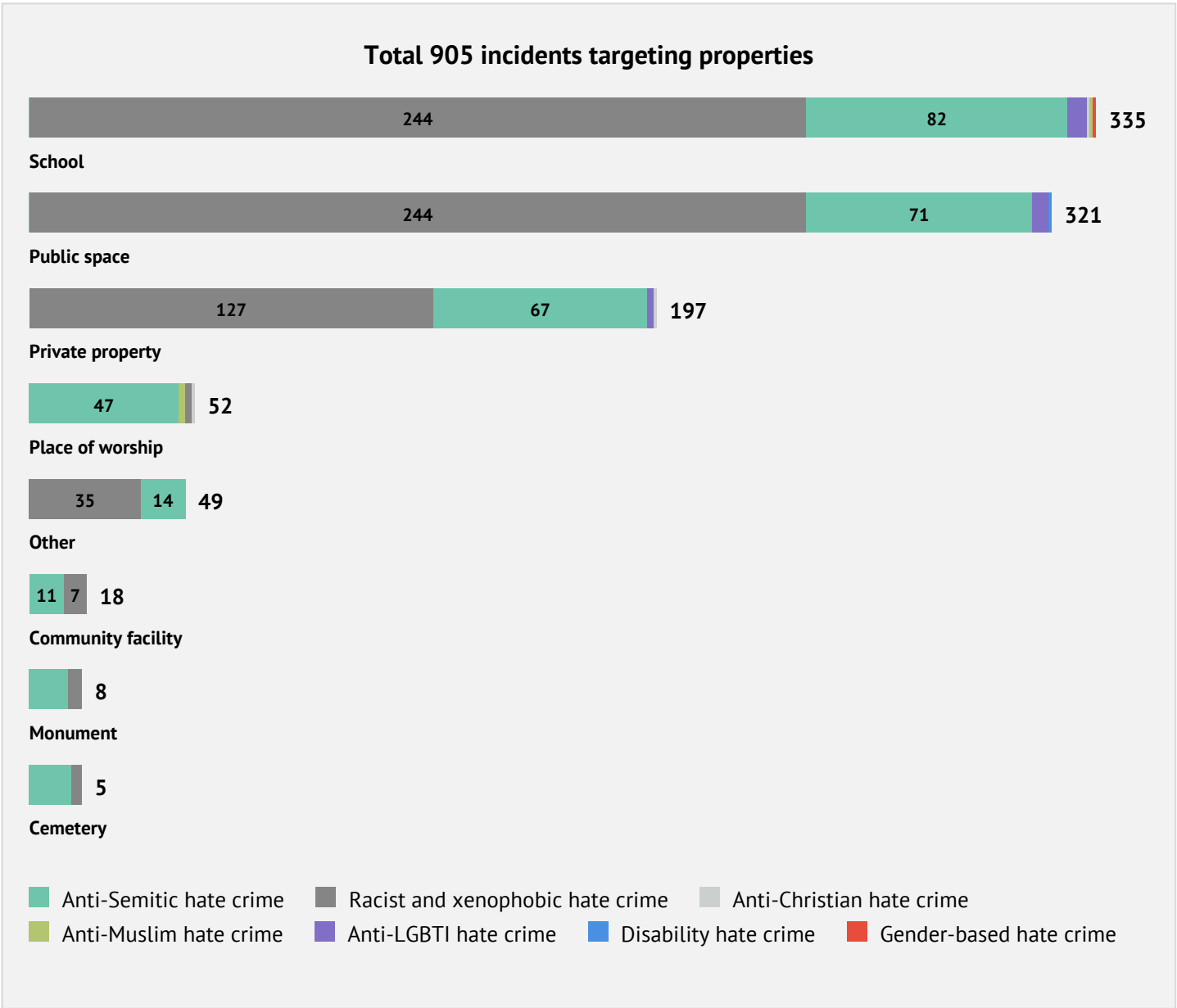
The **DoJ's Community Relations Service** supported campus community groups as they work to prevent and respond to bias incidents and hate crimes on campuses and in cities throughout the country. It facilitated regular sessions with a planning group comprised of campus police officers and college officials, and conducted training events at the college's LSC-University Park campus for approximately 70 campus law enforcement officers. The training events, which can be delivered both in-person and remotely, will help improve communication and collaboration with Sikh American and Muslim American communities. More information about the training programme is available [here](#).

Incidents reported by civil society

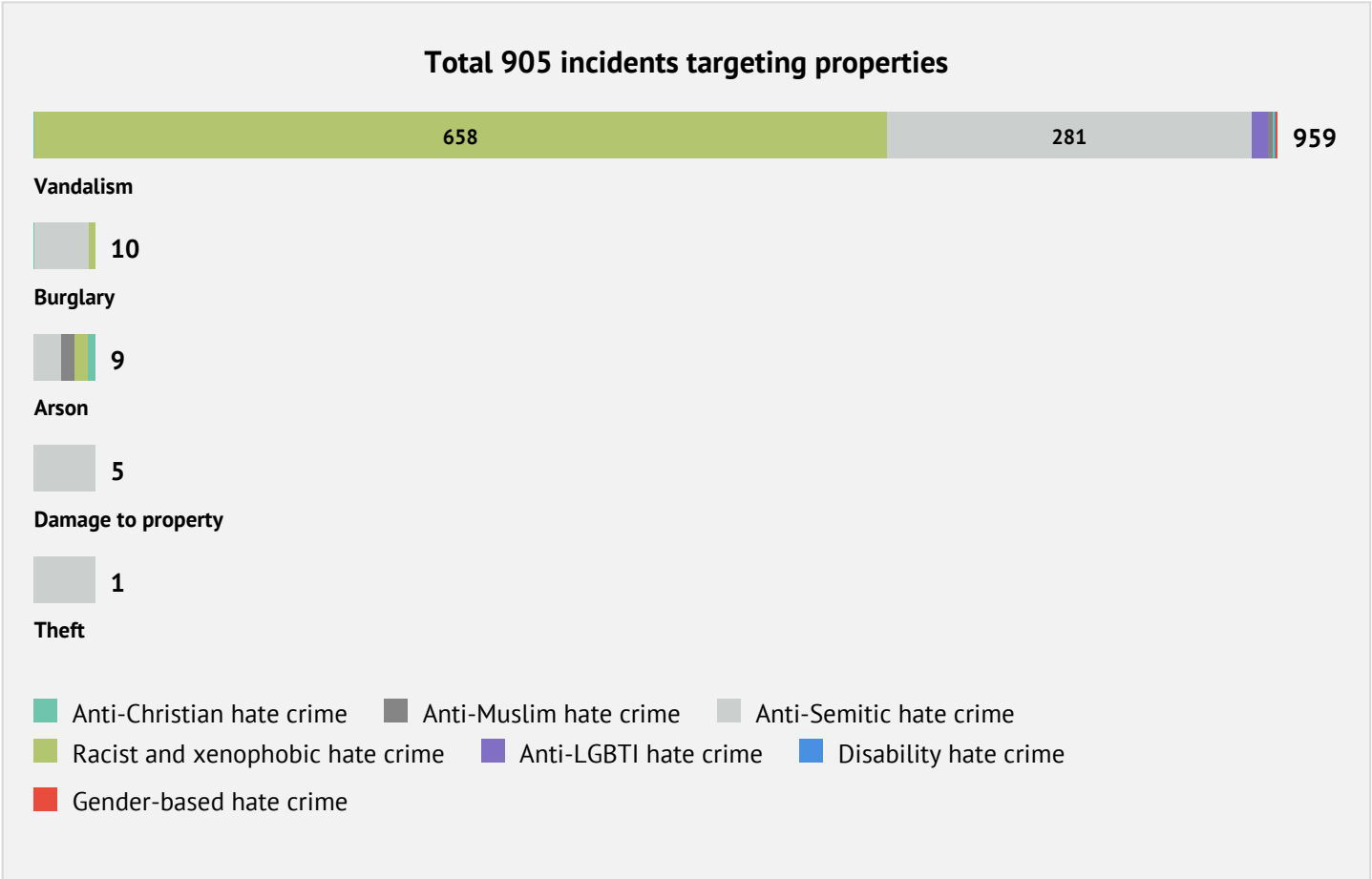


Anti-Defamation League (ADL) and Kantor Center reported descriptive incidents as well as statistical data. This explains the discrepancy between the graphic above and the incidents included below.

Targeted properties



Type of property attack



[View civil society incidents for United States of America, 2019](#)